SUNNYBROOK HEALTH SCIENCES CENTRE EMERGENCY DEPARTMENT RENOVATIONS

Project No. 10428557

2075 Bayview Avenue, North York, ON M4N 3M5

Date: 2026.08.19

SHSC - ED RENO - DRAWING INDEX

FIELDS WITH "•" INDICATE SHEET ISSUED AS PART OF THE CORRESPONDING ISSUANCE PACKAGE. BLANK FIELDS INDICATE SHEET NOT ISSUED.

Sheet Number	Sheet Name	Sheet Issue Date	Issue Package 1	Current Revision Date	Current Revision Description
A-000	COVER SHEET	03/31/2026	Issued for 100% CD	2026.08.19	Issued for Tender
A-001	GENERAL NOTES, ABBREVIATIONS, SYMBOLS	03/31/2026	Issued for 100% CD	2026.08.19	Issued for Tender
A-002	O.B.C MATRICES	03/31/2026	Issued for 100% CD	2026.08.19	Issued for Tender
A-003	LIFE SAFETY PLAN - EMERGENCY DEPARTMENT	03/31/2026	Issued for 100% CD	2026.08.19	Issued for Tender
A-004	CONSTRUCTION CONTROL SITE PLAN, GENERAL NOTES	03/31/2026	Issued for 100% CD	2026.08.19	Issued for Tender
A-005	DEMOLITION NOTES AND LEGEND	03/31/2026	Issued for 100% CD	2026.08.19	Issued for Tender
A-006	HOARDING PLAN - NOTES AND LEGEND	03/31/2026	Issued for 100% CD	2026.08.19	Issued for Tender
A-007	DEMOLITION PLAN - DECONTAMINATION AND MEDICATION ROOM	03/31/2026	Issued for 100% CD	2026.08.19	Issued for Tender
A-008	DEMOLITION PLAN - SECURITY AREA	03/31/2026	Issued for 100% CD	2026.08.19	Issued for Tender
A-009	DEMOLITION RCP PLAN - DECONTAMINATION AND MEDICATION ROOM	03/31/2026	Issued for 100% CD	2026.08.19	Issued for Tender
A-010	DEMOLITION RCP PLAN - SECURITY AREA	03/31/2026	Issued for 100% CD	2026.08.19	Issued for Tender
A-101	DECONTAMINATION ROOM - OVERALL PLAN	03/31/2026	Issued for 100% CD	2026.08.19	Issued for Tender
A-102	SECURITY AREA- OVERALL PLAN	03/31/2026	Issued for 100% CD	2026.08.19	Issued for Tender
A-103	MEDICATION ROOM - OVERALL PLAN AND EQUIPMENT LAYOUT	03/31/2026	Issued for 100% CD	2026.08.19	Issued for Tender
A-104	DECONTAMINATION ROOM EQUIPMENT FURNITURE PLAN & INTERIOR ELEVATIONS	03/31/2026	Issued for 100% CD	2026.08.19	Issued for Tender
A-105	DECONTAMINATION ROOM - INTERIOR ELEVATIONS	03/31/2026	Issued for 100% CD	2026.08.19	Issued for Tender
A-106	ENLARGED SECURITY ROOM PLAN & INTERIOR ELEVATIONS	03/31/2026	Issued for 100% CD	2026.08.19	Issued for Tender
A-107	ENLARGED SECURITY ROOM PLAN & INTERIOR ELEVATIONS	03/31/2026	Issued for 100% CD	2026.08.19	Issued for Tender
A-108	EQUIPMENT SCHEDULE	03/31/2026	Issued for 100% CD	2026.08.19	Issued for Tender
A-109	REFLECTED CEILING PLAN - DECONTAMINATION ROOM	03/31/2026	Issued for 100% CD	2026.08.19	Issued for Tender
A-110	REFLECTED CEILING PLAN - SECURITY AREA PLAN	03/31/2026	Issued for 100% CD	2026.08.19	Issued for Tender
A-200	DOOR & FRAME SCHEDULE	03/31/2026	Issued for 100% CD	2026.08.19	Issued for Tender
A-201	DOOR FRAME DETAILS	03/31/2026	Issued for 100% CD	2026.08.19	Issued for Tender
A-300	STANDARD PARTITION TYPES	03/31/2026	Issued for 100% CD	2026.08.19	Issued for Tender
A-301	PARTITION HEAD DETAILS	03/31/2026	Issued for 100% CD	2026.08.19	Issued for Tender
A-302	PARTITION FRAMING DETAILS	03/31/2026	Issued for 100% CD	2026.08.19	Issued for Tender
A-303	PARTITION, CEILING BULKHEAD AND FRAMING DETAILS	03/31/2026	Issued for 100% CD	2026.08.19	Issued for Tender
A-304	FLOOR BASE & WALL PROTECTION DETAILS	03/31/2026	Issued for 100% CD	2026.08.19	Issued for Tender
A-305	HAND HYGIENE SINK LAYOUTS & MOUNTING DIAGRAM	03/31/2026	Issued for 100% CD	2026.08.19	Issued for Tender
A-306	INTERIOR CASEWORK STANDARDS	03/31/2026	Issued for 100% CD	2026.08.19	Issued for Tender
A-307	INTERIOR CASEWORK LEGENDS & SECTION DETAILS	03/31/2026	Issued for 100% CD	2026.08.19	Issued for Tender
A-308	CUSTOM MILLWORK - SECURITY DESK PLAN - ELEV, & DETAILS	03/31/2026	Issued for 100% CD	2026.08.19	Issued for Tender
I-001	INTERIOR NOTES & FINISH LEGEND	08/19/2026		2026.08.19	Issued for Tender
I-101	INTERIOR FLOOR FINISH PLAN - DECONTAMINATION ROOM	08/19/2026		2026.08.19	Issued for Tender
I-102	INTERIOR FLOOR FINISH PLAN - SECURITY ROOM	08/19/2026		2026.08.19	Issued for Tender

Grand total: 35

HHAngus

MECHANICAL

M0-00	MECHANICAL SYMBOL LEGEND, DRAWING LIST, AND GENERAL NOTES	2026.03.31	Issued for 100% CD	2026.08.19	Issued for Tender
M0-10	MECHANICAL SCHEDULES	2026.03.31	Issued for 100% CD	2026.08.19	Issued for Tender
M0-20	MECHANICAL DETAILS & SCHEMATIC I	2026.03.31	Issued for 100% CD	2026.08.19	Issued for Tender
M0-30	MECHANICAL DETAILS & SCHEMATIC II			2026.08.19	Issued for Tender
M1-00	DECONTAM. RM - BASEMENT PLUMBING - DEMO	2026.03.31	Issued for 100% CD	2026.08.19	Issued for Tender
M1-01	DECONTAM. RM - BASEMENT PLUMBING - NEW WORK	2026.03.31	Issued for 100% CD	2026.08.19	Issued for Tender
M1-02	DECONTAM. RM - GROUND FL PLUMBING - DEMO	2026.03.31	Issued for 100% CD	2026.08.19	Issued for Tender
M1-03	DECONTAM. RM - GROUND FL PLUMBING - NEW WORK	2026.03.31	Issued for 100% CD	2026.08.19	Issued for Tender
M1-04	DECONTAM. RM - GROUND FL MED GAS - DEMO & NEW WORK	2026.03.31	Issued for 100% CD	2026.08.19	Issued for Tender
M1-05	DECONTAM. RM - GROUND FL HEAT - DEMO & NEW WORK	2026.03.31	Issued for 100% CD	2026.08.19	Issued for Tender
M1-06	DECONTAM. RM - BASEMENT VENTILATION	2026.03.31	Issued for 100% CD	2026.08.19	Issued for Tender
M1-07	DECONTAM. RM - BASEMENT VENTILATION - DEMO	2026.03.31	Issued for 100% CD	2026.08.19	Issued for Tender
M1-08	DECONTAM. RM - BASEMENT VENTILATION - NEW WORK	2026.03.31	Issued for 100% CD	2026.08.19	Issued for Tender
M1-09	DECONTAM. RM - GROUND FL FIRE PROTECTION - DEMO & NEW WORK	2026.03.31	Issued for 100% CD	2026.08.19	Issued for Tender
M2-00	SECURITY AREA - GROUND FL HEATING - DEMO & NEW WORK	2026.03.31	Issued for 100% CD	2026.08.19	Issued for Tender
M2-01	SECURITY AREA - GROUND FL VENT - DEMO	2026.03.31	Issued for 100% CD	2026.08.19	Issued for Tender
M2-02	SECURITY AREA - GROUND FL VENT - NEW WORK	2026.03.31	Issued for 100% CD	2026.08.19	Issued for Tender
M2-03	SECURITY AREA - GROUND FL FIRE PROTECTION - DEMO & NEW WORK	2026.03.31	Issued for 100% CD	2026.08.19	Issued for Tender
M3-00	MEDICATION RM - BASEMENT PLUMBING - DEMO & NEW WORK	2026.03.31	Issued for 100% CD	2026.08.19	Issued for Tender
M3-01	MEDICATION RM - GROUND FL PLUMBING - DEMO & NEW WORK	2026.03.31	Issued for 100% CD	2026.08.19	Issued for Tender
M3-02	MEDICATION RM - GROUND FL HEAT - DEMO & NEW WORK	2026.03.31	Issued for 100% CD	2026.08.19	Issued for Tender
M3-03	MEDICATION RM - GROUND FL VENT - DEMO	2026.03.31	Issued for 100% CD	2026.08.19	Issued for Tender
M3-04	MEDICATION RM - GROUND FL VENT - NEW WORK	2026.03.31	Issued for 100% CD	2026.08.19	Issued for Tender
M3-05	MEDICATION RM - GROUND FL FIRE PROTECTION - DEMO & NEW WORK	2026.03.31	Issued for 100% CD	2026.08.19	Issued for Tender
M4-00	PLASTER SINK - BASEMENT FL PLUMBING - DEMO	2026.03.31	Issued for 100% CD	2026.08.19	Issued for Tender
M4-01	PLASTER SINK - BASEMENT FL PLUMBING - NEW WORK	2026.03.31	Issued for 100% CD	2026.08.19	Issued for Tender
M4-02	PLASTER SINK - GROUND FL PLUMBING - DEMO & NEW WORK	2026.03.31	Issued for 100% CD	2026.08.19	Issued for Tender

Grand Total: 26

HHAngus

ELECTRICAL

E-1	LEGEND, DRAWING LIST AND DETAILS	2026.03.31	Issued for 100% CD	2026.08.19	Issued for Tender
E-2	PART PLANS, GROUND FLOOR DEMOLITION PLAN	2026.03.31	Issued for 100% CD	2026.08.19	Issued for Tender
E-3	PART PLAN GROUND FLOOR LIGHTING PLAN	2026.03.31	Issued for 100% CD	2026.08.19	Issued for Tender
E-4	PART PLAN GROUND FLOOR POWER PLAN	2026.03.31	Issued for 100% CD	2026.08.19	Issued for Tender
E-5	PART PLAN GROUND FLOOR SYSTEMS PLAN	2026.03.31	Issued for 100% CD	2026.08.19	Issued for Tender
E-6	PART PLAN GROUND FLOOR SECURITY PLAN	2026.03.31	Issued for 100% CD	2026.08.19	Issued for Tender
E-7	PART GROUND FLOOR OVERALL PLAN	2026.03.31	Issued for 100% CD	2026.08.19	Issued for Tender
E-8	DETAILS/ SCHEMATICS	2026.03.31	Issued for 100% CD	2026.08.19	Issued for Tender
E-9	PART PLAN BASEMENT PLAN AND DETAILS ELECTRICAL	2026.03.31	Issued for 100% CD	2026.08.19	Issued for Tender

Grand Total: 9

GENERAL NOTES

1. THE CONTRACTOR SHALL PERFORM ALL WORK IN CONFORMANCE WITH GOVERNING CODES AND REGULATIONS APPLICABLE BY AUTHORITIES HAVING JURISDICTION.

2. THE CONTRACTOR SHALL MAINTAIN THE CLEANLINESS, SAFETY AND SECURITY OF THE WORK AREA AT ALL TIMES.

3. PRIOR TO COMMENCING THE WORK THE CONTRACTOR SHALL REVIEW THE OWNERS' POLICIES INCLUDING BUT NOT LIMITED TO; INFECTION PREVENTION AND CONTROL, WORK PLACE SAFETY, SECURITY, DELIVERIES, ACCESS TO THE WORK AREA, FIRE SAFETY REGULATIONS, FIRE SUPRESSION, ETC. AND ABIDE BY SUCH POLICIES AT ALL TIMES.

4. THE OWNER WILL NOT BE RESPONSIBLE FOR EQUIPMENT, TOOLS & MATERIALS WHICH ARE STOLEN / MISPLACED WHICH HAVE BEEN LEFT OUTSIDE OF THE DESIGNATED WORK AREA. STORE ALL EQUIPMENT, TOOLS & MATERIALS WITHIN THE SECURED WORK COORDINATED WITH THE OWNER

5. THE CONTRACTOR SHALL SUPPLY AND INSTALL PROFESSIONALLY PAINTED SAFETY AND DIRECTIONAL SIGNAGE AS PER LABOUR LEGISLATION AND AS REQUIRED BY JURISDICTIONAL AUTHORITIES AND TAKE ALL MEASURES TO ENSURE THE SAFETY OF THE CONSTRUCTION WORKERS, FACILITY STAFF, PATIENTS AND PUBLIC.

6. THE CONTRACTOR SHALL INSTALL AND MAINTAIN ALL REQUIRED TEMPORARY FACILITIES, CONTROLS, HOARDINGS AS REQUIRED AND TO THE COMPLETE SATISFACTION OF THE OWNER

7. THE CONTRACTOR SHALL NOT UNDERTAKE WORK OUTSIDE THE DESIGNATED WORK AREAS WITHOUT SCHEDULING SAME WITH THE OWNERS' REPRESENTATIVE AS PER CONSTRUCTION CONTROL AND / OR PHASING REQUIREMENTS. THE CONTRACTORS' FORCES SHALL LIMIT ACTIVITIES TO DESIGNATED WORK AREAS AND SHALL BE WITHIN PRESCRIBED TIME RESTRAINTS OUTLINED WITHIN THE CONTRACT DOCUMENTS. REQUEST CLARIFICATION AT PRE-CONSTRUCTION MEETING FOR ACCESS TO RESTRICTED / OCCUPIED SPACES, SERVICE AREAS, ETC.

8. FOR THE PURPOSES OF COST ESTIMATING, THE CONTRACTOR(S) ARE REQUIRED TO VISIT THE SITE TO COMPREHEND THE FULL EXTENT OF THE WORK AND DEMOLITION REQUIRED TO ACCOMMODATE THE WORK. VISITS TO THE SITE MUST BE SCHEDULED WITH THE OWNER. ONLY ONE MANDATORY SITE VISIT WILL BE HELD UNLESS OTHERWISE NOTED DURING THE BIDDING PERIOD. CONTRACTORS WILL BE NOTIFIED OF THE TIME AND DATE OF THE TOUR BY THE OWNER / CONSULTANT VIA INVITATION TO BID OR VIA PUBLISHING OF DOCUMENTS ONLINE FOR PUBLIC VIEWING. THE OWNER RESERVES THE RIGHT TO REJECT SITE INVESTIGATIONS TO THOSE NOT LISTED WHERE PRE-QUALIFIED BIDDERS ARE SPECIFIED.

9. CONTRACT DRAWINGS SHALL BE READ IN CONJUNCTION WITH ALL OTHER AVAILABLE OWNER / CONSULTANT / VENDOR DRAWINGS AND SPECIFICATIONS. ALL DISCREPANCIES BETWEEN ANY ONE OR MORE OF THE DOCUMENTS SHALL BE IMMEDIATELY BROUGHT TO THE ATTENTION OF THE CONSULTANT FOR CLARIFICATION. CONTRACTORS KNOWINGLY PROCEEDING WITH WORK WITHOUT SEEKING CLARIFICATION DO SO AT THEIR OWN RISK AND WILL NOT BE COMPENSATED FOR SUCH WORK.

10. THE CONTRACTOR SHALL BE RESPONSIBLE FOR PERFORMING THE AGGREGATE OF THE WORK INDICATED BY THE CONTRACT DOCUMENTS AND SPECIFICATIONS (ie. SOME WORK AND MATERIALS SHOWN ON DRAWINGS MAY NOT BE INCLUDED IN THE SPECIFICATION) NOT-WITHSTANDING, THE CONTRACTOR WILL BE BOUND TO THE CONSULTANTS INTERPRETATION OF THE CONTRACT DOCUMENTS. IN THE EVENT OF AN EXPRESS CONFLICT BETWEEN ANY ITEM CONTAINED WITHIN THE CONTRACT DOCUMENTS, THE MOST STRINGENT AND COSTLY ITEM TO THE CONTRACTOR SHALL APPLY AT NO EXTRA COST TO THE CONTRACT PROVIDED, HOWEVER, THE CONSULTANT MAY, AT OWNER'S SOLE DISCRETION, ELECT A LESS STRINGENT OR COSTLY RESOLUTION OF THE CONFLICT. THE CONTRACTOR SHALL NOTIFY THE CONSULTANT IMMEDIATELY OF ANY SUCH CONFLICTS. ANYTHING SHOWN IN SPECIFICATIONS AND REFERRED TO IN THIS CONTRACT, THEREAFTER FURNISHED BY OWNER, AND NOT SHOWN IN THE DRAWINGS REFERRED TO IN THIS CONTRACT, OR SHOWN IN SUCH DRAWINGS AND NOT SHOWN IN SPECIFICATIONS SHALL BE OF LIKE EFFECT, AS IF SHOWN OR MENTIONED IN BOTH AND SHALL NOT BE CONSIDERED TO BE A CONFLICT. WORK NOT COVERED IN THE CONTRACT DOCUMENTS WILL NOT BE REQUIRED UNLESS IT IS CONSISTENT THEREWITH AND IS REASONABLY INFERABLE THEREFROM AS BEING NECESSARY TO PRODUCE THE INTENDED RESULTS. IT IS THE INTENT OF THE CONTRACT DOCUMENTS, INCLUDING THE SPECIFICATIONS AND DRAWINGS, TO PROVIDE FINISHED WORK, TESTED AND READY FOR OPERATION AND COMPLETE IN EVERY REGARD. PROVIDE WORK NOT SHOWN OR SPECIFIED AND ACCESSORIES NECESSARY TO MAKE THE WORK COMPLETE AND READY FOR OPERATION. SHOULD THERE APPEAR TO BE DISCREPANCIES OR QUESTIONS OF INTENT IN THE CONTRACT DOCUMENTS, REFER THE MATTER TO THE CONSULTANT FOR THEIR REVIEW.

11. THE CONTRACTOR SHALL BE RESPONSIBLE TO ENSURE THAT ALL TRADES HAVE REVIEWED AND COORDINATED THEIR WORK WITH THE ARCHITECTURAL WORK AS DESCRIBED IN THE ARCHITECTURAL DRAWINGS. CLAIMS FOR EXTRAS WILL NOT BE ACCEPTED FOR INSTALLED WORK (NEW OR EXISTING) THAT CONFLICT WITH THE WORK OF OTHER TRADES DUE TO LACK OF COORDINATION, SUCH ITEMS BEING VISIBLE OR AVAILABLE FOR VERIFICATION (FOR EXISTING CONDITIONS) DURING THE BIDDING PERIOD OR DESCRIBED AS NEW IN THE CONTRACT DOCUMENTS. THE CONTRACTOR SHALL BE RESPONSIBLE FOR THE REMOVAL AND RE-INSTALLATION OF ALL CONFLICTING SYSTEMS AS REQUIRED TO ACHIEVE THE INTENDED DESIGN AS DESCRIBED AND INFERRED IN THE CONTRACT DOCUMENTS.

12. THE CONTRACTOR SHALL ARRANGE AND ATTEND CONSTRUCTION PROGRESS MEETINGS AND RECORD AND DISTRIBUTE MEETINGS MINUTES TO CONSULTANTS AND OWNERS' REPRESENTATIVES AS PRESCRIBED IN THE PROJECT SPECIFICATIONS.

13. EXISTING FACILITY DRAWINGS, WHERE AVAILABLE, WILL BE AVAILABLE TO THE CONTRACTOR UPON REQUEST. CONTRACTOR TO COORDINATE ACCESS WITH THE OWNER AND FACILITIES RECORDS DEPT.

14. DRAWINGS AND SPECIFICATIONS DESCRIBE THE PERFORMANCE REQUIREMENTS AND SCOPE OF THE WORK. THE CONTRACTOR SHALL VISIT THE SITE PRIOR TO COMMENCING THE WORK TO FULLY ESTABLISH THE EXTENT OF DEMOLITION AND CUT AND PATCH WORK REQUIRED (AS MAY BE REASONABLY INFERRED BY THEIR SITE INVESTIGATION). THE INVESTIGATION SHALL INCLUDE ABOVE CEILING CHECKS WHERE ACCESS IS FEASIBLE. THE CONTRACTOR SHALL REPORT ANY DISCREPANCIES BETWEEN THE DRAWINGS AND SPECIFICATIONS AND THE AS BUILT CONDITIONS TO THE OWNER PRIOR TO COMMENCING THE WORK.

15. WORK ON THE CONSTRUCTION DRAWINGS MAY BE IDENTIFIED AS BEING THE WORK OF A GIVEN SPECIFICATION SECTION OR SUBCONTRACTOR. THIS HAS BEEN DONE TO ASSIST THE CONTRACTOR DURING THE BIDDING PROCESS AS TO ENSURE THAT WORK TRADITIONALLY DISPUTED BETWEEN TRADES IS CLEARLY IDENTIFIED AND INCORPORATED IN THE TENDER DOCUMENTS. THE CONTRACTOR IS NOT BOUND TO THE DIVISION OF THE WORK AS INDICATED ON DRAWINGS, ONLY THE PROPER EXECUTION OF THE WORK IN QUESTION.

16. ABBREVIATIONS / SHORT TERMS TYPICALLY USED ON DOCUMENTS DRAWINGS ARE FOUND THROUGHOUT. IN THE CASE A TERM IS NOT CLEARLY UNDERSTOOD BY A CONTRACTOR, IT SHALL BE THE RESPONSIBILITY OF SAME TO CLARIFY DRAWING NOMENCLATURE WITH THE CONSULTANT BEFORE SUBMITTING A BID. ANY CLARIFICATION PROVIDED BY THE CONSULTANT MADE THEREAFTER SHALL NOT AFFECT THE CONTRACT PRICE.

17. CERTAIN TRADES MAY BE IDENTIFIED TO BE UNDERTAKEN BY PRE-QUALIFIED CONTRACTORS, SUCH WORK BEING UNDERTAKEN BY OTHERS WILL BE REJECTED AND ALL COSTS TO REDO THE WORK SHALL BE INCURRED BY THE CONTRACTOR.

18. WORK WHICH HAS BEEN IDENTIFIED ON THE DRAWINGS / SPECIFICATIONS TO BE REVIEWED THROUGH A SUBMIITTALS REVIEW PROCESS WILL NOT BE ACCEPTED BY THE OWNER / CONSULTANT WITHOUT SAID PRIOR SUBMITTAL REVIEW PROCESS AND REVIEWS COMPLETED.

19. THE SUPPLY AND DELIVERY OF MATERIALS TO THE SITE SHALL ONLY BE THRU AREAS DESIGNATED ON CONSTRUCTION CONTROL OR ALTERNATE DRAWINGS. TRANSPORT OF MATERIALS SHALL BE COORDINATED AND SCHEDULED WITH THE OWNER IN ADVANCE. WEEKEND DELIVERIES SHALL BE COORDINATED WITH THE OWNER. CONSTRUCTION DEBRIS SHALL BE TRANSPORTED IN CLOSED CARTS. CONTRACTOR TO PROVIDE PROTECTION OF THE FLOOR ALONG ENTIRE INTERNAL BUILDING ROUTES DURING DELIVERY / REMOVAL OF MATERIALS. REPAIR ALL DAMAGE MADE AS A RESULT OF WORK UNDER THIS CONTRACT TO THE SATISFACTION OF THE OWNER.

20. THE CONTRACTOR SHALL PROVIDE PROTECTION TO THE CAB OF SERVICE ELEVATORS DIRECTED TO BE USED TO TRANSPORT MATERIALS TO AND FROM THE PLACE OF WORK. PASSENGER ELEVATORS SHALL NOT BE USED UNLESS SPECIFICALLY NOTED ON THE DRAWINGS. REPAIR ALL DAMAGE TO ELEVATOR INTERIORS MADE AS A RESULT OF WORK UNDER THIS CONTRACT TO THE SATISFACTION OF THE OWNER.

21. PROVIDE FLAG MEN AT LOADING / DESIGNATED DROP-OFF AREAS DURING PICK-UP AND DELIVERY OF MATERIALS / EQUIPMENT, DISPOSAL BINS, ETC. TO ENSURE THE SAFETY OF PEDESTRIANS AND MOTORISTS.

22. THE CONSULTANTS AND OWNER WILL NOT CONSIDER CHANGES, SUBSTITUTES OR ALTERNATE SYSTEMS UNLESS IT CAN BE DEMONSTRATED THAT THE SPECIFIED / ILLUSTRATED ITEM IS INAPPROPRIATE FOR THE APPLICATION SHOWN AND / OR SIGNIFICANT SAVINGS OF TIME AND / OR MONEY FOR THE OWNER CAN BE REALIZED AS A RESULT OF SAID CHANGE.

23. MAKE ACCEPTABLE ARRANGEMENTS WITH THE OWNER FOR THE REMOVAL OF REFUSE OFF THE SITE. REFER TO CONSTRUCTION CONTROL DRAWINGS FOR DESIGNATED ACCEPTABLE LOCATIONS FOR REFUSE BINS AND ROUTES THROUGH THE BUILDINGS AND SITE.

24. PROVIDE WALL REINFORCEMENT FOR ALL WALL MOUNTED DEVICES, ACCESSORIES, MILLWORK, FURNITURE AND OWNER SUPPLIED EQUIPMENT AS INDICATED ON THE CONTRACT DOCUMENTS. ADJUST STUD LOCATIONS AND / OR PROVIDE ADDITIONAL FRAMING AS REQUIRED TO ACCOMODATE FOR THE ABOVE.

25. SIZES AND LOCATIONS OF EXISTING AND NEW STRCUTURAL, MECHANICAL AND ELECTRICAL ELEMENTS ARE SHOWN ON ARCHITECTURAL DRAWINGS FOR GENERAL COORDINATION PURPOSES ONLY AND FOR THE GENERAL TRADES CONVENIENCE. ACTUAL SIZES AND LOCATIONS MAY DIFFER FROM CONSULTANT DRAWINGS WITH CONSULTANT DRAWINGS SHALL GOVERN FOR SIZES, CONTRACTOR TO ENSURE CLEARANCES REQUIRED BY THE ARCHITECTURAL DESIGN ARE MAINTAINED. BRING ALL CONFLICTS TO THE ATTENTION OF THE CONSULTANT FOR REVIEW AND DIRECTION PRIOR TO CONSTRUCTION.

26. FURNITURE AND EQUIPMENT SHOWN DASHED ARE NOT TYPICALLY SUPPLIED UNDER THE CONTRACT, HOWEVER, THE CONTRACTOR SHALL COORDINATE WITH THE OWNER FOR REQUIRED SERVICES, DELIVERY, REMOVAL, RELOCATION OF SUCH AS DESCRIBED IN THE CONTRACT DOCUMENTS. MAKE PROVISIONS FOR CRANING, HOISTING, SHORING, TEMPORARY SERVICES, ETC. FOR IMAGING EQUIPMENT OR SIMILAR WHICH HAS BEEN SHOWN TO BE PART OF THE PROJECT SCOPE. COORDINATE WITH MEDICAL EQUIPMENT AND FURNITURE VENDOR WHERE DRAWINGS / SPECIFICATIONS HAVE BEEN PROVIDED AND REFER TO OWNERS' EQUIPMENT LISTS FOR DETAILS REGARDING SUPPLY AND INSTALLATION REQUIREMENTS. COORDINATE SCHEDULING FOR DELIVERIES / REMOVALS / INSTALLATIONS OF SAME WITH VENDORS AND OWNER AS REQUIRED TO MAINTAIN THE OWNERS' SCHEDULE.

27. CONTRACTOR SHALL REFER TO THE DOOR AND FRAME SCHEDULE, FINISH HARDWARE SCHEDULE, (WHERE PROVIDED) ELECTRICAL DRAWINGS AND VENDOR DRAWINGS (WHERE PROVIDED) FOR COMPLETE SCOPE OF WORK RELATING TO DOOR HARDWARE, ACCESS CONTROL, ACCESSIBILITY DEVICES, DOOR SECURITY, DOOR OPERATION, MAGLOCKS, HOLD OPEN DEVICES, ETC. BRING TO THE CONSULTANTS' ATTENTION ANY DISCREPANCIES BETWEEN SAME FOR REVIEW PRIOR TO SUBMITTAL STAGE. CONTRACTOR SHALL PAY FOR ALL MAGLOCK PERMITS UNDER THE STIPULATED PRICE CONTRACT.

GENERAL ABBREVIATIONS (REFER TO SCHEDULES FOR ADDITIONAL ABBREVIATIONS)

ABV	ABOVE
A/C	AIR CONDITIONING
A.D.	AREA DRAIN
ACT	ACOUSTIC CEILING TILE
ADJ	ADJUSTABLE
A.F.C.	ABOVE FINISHED CEILING
A.F.F.	ABOVE FINISHED FLOOR
AGG	AGGREGATE
ALUM	ALUMINUM
ANOD	ANODIZED
A.P.	ACCESS PANEL
ASPH	ASPHALT
A.V.B.	AIR / VAPOUR BARRIER
BD.	BOARD
B.E.	BAKED ENAMEL
B.F.	BARRIER FREE
BG	BUMPER GUARD
BH.	BULKHEAD
BLDG	BUILDING
BLK	BLOCK
BLKG	BLOCKING
BM.	BENCHMARK / BEAM
BN	BULLNOSE
BOT	BOTTOM
BSC	BIO-SAFETY CABINET
BSMT	BASEMENT
BTM	BOTTOM
B.U.R.	BUILT-UP ROOF
CAB.	CABINET
CANT	CANTILEVER
C.B.	CATCH BASIN
C/C	CENTRE TO CENTRE
CEM	CEMENT
C.G.	CORNER GUARD
CHS	COAT HOOK w/ SHELF
C.J.	CONSTRUCTION / CONTROL JOINT
CL	CENTRELINE
CLG	CEILING
CO2	CARBON DIOXIDE
C.O.	CLEANOUT
COL	COLUMN
CONC.	CONCRETE
COND	CONDUIT
CONN	CONNECTION
CONST	CONSTRUCTION
COORD	COORDINATE
CONV	CONVECTOR
CPT	CARPET
CRC	COLD ROLLED CHANNEL
CRS	COURSES
CSK	COUNTERSUNK
CT	CERAMIC TILE
CTR	CENTRE
C.W.	COLD WATER
CWP	CRYSTALLINE WATERPROOFING
DET	DETAIL
D.F.	DRINKING FOUNTAIN
D.I.	DE-IONIZED WATER
DIA	DIAMETER
DIAG	DIAGONAL
DIM	DIMENSION
DIV	DIVISION
DO	DITTO
DP	DEEP
DN	DOWN
DR	DRAIN
DS	DOWNSPOUT
DWG	DRAWING
DWLS	DOWELS
EJ	EXPANSION JOINT
EL	ELEVATION
ELEC	ELECTRICAL
ELECT	ELECTRICAL
ELEV	ELEVATION
EMERG	EMERGENCY
ENCL	ENCLOSURE
EP	ELECTRICAL PANEL
EQ	EQUAL
EQUIP	EQUIPMENT
ETC	EXCETERA
EW	EACH WAY
EW	EYEWASH
EWS	EYEWASH STATION
EXH	EXHAUST
EX.	EXISTING
EXIST	EXISTING
EXP	EXPOSED
EXP.JT	EXPANSION JOINT
EXT	EXTERIOR
F.A.	FIRE ALARM
FAPS	FILE ALARM PULL STATION
F.D.	FLOOR DRAIN
F.F.D	FLUSHING FLOOR DRAIN
FDTN	FOUNDATION
F.E.	FIRE EXTINGUISHER
F.F.	FORCE FLOW HEATER
FGLAS	FIBREGLASS
FH	FUME HOOD
FHC	FIRE HOSE CABINET
FIN	FINISH / FINISHED
F.J	FAKE JOINT (REVEAL)
FL	FLOOR
FPRG	FIREPROOFING
FR	FREEZER
FRR	FIRE RESISTANCE RATING
FSC	FLAMMABLE STORGAE CABINET
FTG	FOOTING
FURN	FURNITURE
FUT	FUTURE
GA	GAUGE
GALV	GALVANIZED
GB	GYPSUM BOARD
GC	GENERAL CONTRACTOR
GI	GALVANIZED IRON
GL	GLASS / GLAZING
GR	GRADE
GRAN	GRANITE
GWG	GEORGIAN WIRED GLASS
GYP.BD.	GYPSUM BOARD
HB	HOSE BIBB
HBL	HORIZONTAL BLINDS
HDBD	HARDBOARD
HHS	HAND HYGIENE STATION
HM	HOLLOW METAL
HORIZ	HORIZONTAL
HR	HOUR
HSS	HOLLOW STRUCTURAL STEEL
HT	HEIGHT
HTR	HEATER
HW	HOT WATER / HANDWASH
HWL	HEADWALL
I.C.	IN CONTRACT
I.D.	INSIDE DIMENSION
INSUL	INSULATION / INSULATED
INT	INTERIOR
INV	INVERT
I.R.B.	IMPACT RESISTANT GYPSUM BOARD
JAN	JANITOR
J.B.	JUNCTION BOX
JT	JOINT
KB	KEYBOARD
KBT	KEYBOARD TRAY
KO	KNOCKOUT
LAM	LAMINATE(D)
LAP	LAY-IN ACOUSTIC PANEL
LAT	LATERAL
LAV	LAVATORY
LD	LOTION DISPENSER
LFH	LAMINAR FLOW HOOD
LP	LIGHTING PANEL
LWB	LIGHTWEIGHT BLOCK
MACH	MACHINE
MAX	MAXIMUM
MDF	MEDIUM DENSITY FIBREBOARD
MECH	MECHANICAL
MED	MEDIUM / MEDICAL
MET	METAL
MEMB	MEMBRANE
MER	MEDICAL EQUIPMENT RAIL
MEZZ	MEZZAININE
MISC	MISCELLANEOUS
MFG	MANUFACTURED
MG	MAKE GOOD
MH	MANHOLE
MIC	MICROPHONE
MIN	MINIMUM
MIR	MIRROR
M.O.	MASONRY OPENING
MTD	MOUNTED
MW	MILLWORK
NC	NURSE CALL
ND	NAPKIN DISPOSAL
NIC	NOT IN CONTRACT
NIT	NITROGEN
No	NUMBER
NO2	NITROUS OXIDE
NOM	NOMINAL
NP	NORMAL POWER
NTS	NOT TO SCALE
OA	OPEN AIR
OC	ON CENTRE
OD	OUTSIDE DIMENSION
OH	OVERHEAD
OPNG	OPENING
OPP	OPPOSITE
OWSJ	OPEN WEB STEEL JOIST
PT	PAINT
PA	PUBLIC ADDRESS
PB	PUSH BUTTON
PC	PRECAST CONCRETE
PCR	PROXIMITY CARD READER
PE	PORCELAIN ENAMEL
PEP	PORCELAIN ENAMEL PANEL
PER	PERIMETER
PERF	PERFORATED
PL	PLASTER
PL	PROPERTY LINE
PLAM	PLASTIC LAMINATE
PLYWD	PLYWOOD
PMP	PERFORATED METAL PANEL
POL	POLISHED
PR	PAIR
PTD	PAPER TOWEL DISPENSER
PTDD	PAPER TOWER DISPENSER AND DISPOSAL
PTS	PNEUMATIC TUBE STATION
PART	PARTITION
RAD	RADIUS
RATED	FIRE RATED
RD	ROOF DRAIN
REC	RECESSED
REFR	REFRIGERATOR
REINF	REINFORCED
REQ'D	REQUIRED
REL	RELOCATE(D)
REV	REVISED / REVISION
RFM	REFLECTIVE FILM
RH	ROOF HATCH
RJ	REAL JOINT
RO	ROUGH OPENING
RP	RECEPTACLE PANEL
RWL	RAINWATER LEADER
ST	STAIN
SAN	SANITARY
SD	SOAP DISPENSER
SECT	SECTION
SPR.FRPG	SPRAY APPLIED FIREPROOFING
SH	SHELF / SOAP HOLDER
SIM	SIMILAR
SND	SANITARY NAPKIN DISPENSER
SPEC	SPECIFICATION
SPK	SPEAKER
SQ	SQUARE
SS	SOLID SURFACING
ST	STEEL
ST.ST.	STAINLESS STEEL
STD	STANDARD
STM	STORM / STORM WATER MAIN
STR	STRUCTURAL
SUSP	SUSPENDED
SVC	SPRINKLER VALVE CABINET
SW	SWITCH
TR	TREAD
TB	TOWEL BAR / TACKBOARD
TEL	TELEPHONE
TER	TERRAZZO
TERM	TERMINAL
T&G	TONGUE AND GROOVE
THK	THICK
TD	TOWEL DISPENSER
TDD	TOWERL DISPENSER AND DISPOSAL
TME	TO MATCH EXISTING
T/O	TOP OF
TOS	TOP OF SLAB / STRUCTURE
TP	TELEPHONE PANEL
TRANS	TRANSFORMER
TRR	TEMPERATURE RISE RATING
TSTAT	THERMOSTAT
TTD	TOILET TISSUE DISPENSER
TVB	TV BRACKET
TYP	TYPICAL
U/C	UNDERCOUNTER
ULC	UNDERWRITERS LABORATORY OF CANADA
UNO	UNLESS NOTED OTHERWISE
UR	URINAL
U/S	UNDERSIDE
VAC	VACUUM
VB	VIEWBOX / VAPOUR BARRIER
VCT	VINYL COMPOSITE TILE
VENT	VENTILATED
VIF	VERIFY IN FIELD
VOS	VERIFY ON SITE
VP	VISION PANEL
VERT	VERTICAL
VEST	VESTIBULE
VOL	VOLUME
W/	WITH
WC	WATERCLOSET
WD	WOOD
WG	WALL GUARD
WHC	WATERLESS HAND CLEANER
WOW	WORKSTATION ON WHEELS
WP	WALL PROTECTION
W/R	WASHROOM
WS	WRITING STATION
WV	WOOD VENEER
WVP	WOOD VENEER PANEL
ZV	ZONE VALVE
ZVB	ZONE VALVE BOX

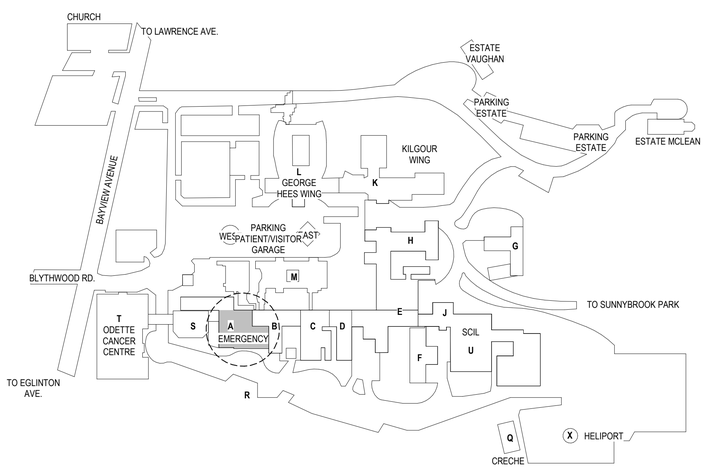

1 Site Key Plan
1 : 10

ARCHITECTURAL SYMBOLS

SHEET NUMBER
A-100
Sheet Number
Discipline Code

VIEW TITLE
A-1 View Name
1/8" = 1'-0"
Drawing Scale
Drawing Number

VIEW TITLE WITH REFERENCES
Drawing Number
A-1 View Name
R101 A101/ 1/8" = 1'-0"
Drawing Scale
Sheet Number
Reference Sheet Number

EXTERIOR ELEVATIONS
A1
A-200
Position on Sheet
Sheet Number

INTERIOR ELEVATIONS
A1
B2 A-350 A2
B1
Position on Sheet
Sheet Number

MATCH LINES
MATCHLINE
SEE: M1 / A101
Sheet Number
Position on Sheet

AREA REFERENCE
A
SEE: (X / X-XXX)
Reference to Area
View Reference for Additional Information

BUILDING SECTION
Position on Sheet
X SIM
X-XXX
X SIM
X-XXX
Sheet Number

WALL SECTION
Position on Sheet
X SIM
X-XXX
Sheet Number

DETAIL - SECTION
Position on Sheet
X SIM
X-XXX
Sheet Number

DETAIL - PLAN/RCP
Position on Sheet
X SIM
X-XXX
Sheet Number

DRAWING REVISIONS
Revision Number
3

NORTH ARROW
PLAN NORTH
Plan North
True North

GRAPHIC SCALE
0 2'-0" 4'-0" 8'-0"

COLUMN GRID LINES
1 2 A B
Column Grid Line (New)
Column Grid Line (Existing)

LEVEL DATUM
LEVEL XX 0' - 0"
Level Name
Level Elevation

SPOT ELEVATION
0'-0"
Spot Elevation

ROOM TAG
ROOM NAME 101
Room Name
Room Number

CEILING TAG
Type Mark 1' - 0" AFF
Ceiling Type
Ceiling Height

DOOR NUMBER TAG
1A101
New Door
Door Number Tag
1A101
Existing Door
Door Number Tag

WINDOW TAG
?
Exterior Window Tag
?
Interior Window Tag

CURTAIN WALL TAG
XX
Exterior Curtain Wall Tag
XX
Interior Curtain Wall Tag

HDR ARCHITECTURE ASSOCIATES INC.
70 UNIVERSITY AVENUE,
SUITE 800

10428557
SUNNYBROOK HEALTH SCIENCES CENTRE EMERGENCY DEPARTMENT RENOVATIONS

2075 Bayview Avenue, North York, ON M4N 3M5

Sunnybrook HEALTH SCIENCES CENTRE

Project Manager	HDR
Project Designer	HDR
Project Architect	HDR
Mechanical Engineer	HHA
Electrical Engineer	HHA
Interior Designer	HDR
Equipment Planner	HDR
Wayfinding	---
Drawn By	Author

MARK	DATE	DESCRIPTION
1	2026.03.31	Issued for 100% CD
2	2026.08.19	Issued for Tender

Project Number	10428557
Original Issue	03/31/2026 -

Professional Certification

Sheet Name
GENERAL NOTES, ABBREVIATIONS, SYMBOLS

Scale
As indicated

Sheet Number
A-001

Autodesk Docs://10428557_SHSC_sw25842_ED_Renor/10428557-A-SHSC-ED Reno.rvt
8/19/2026 10:32:57 AM

GENERAL NOTE: OWNER HAS OBTAINED THE CONSTRUCTION PERMITS FOR THE PROJECT AND CONTRACTOR SHALL CLOSE THE PERMIT RELATED TO THE PROJECT UPON SUBSTANTIAL PERFORMANCE.

PROJECT - ED RENOVATION
THE PROJECT CONSISTS OF INTERIOR ALTERATIONS TO EXISTING AREAS WITHIN GROUND FLOOR A WING, EAST POD. THE SCOPE OF WORK INCLUDES PARTIAL DEMOLITION OF EXISTING AREAS TO ACCOMMODATE NEW INTERIOR LAYOUT.

THE APPROXIMATE FLOOR AREA TO BE RENOVATED IS 3150 SF (293 SQ. M). ADDITIONAL AREAS AFFECTED BY MECHANICAL AND ELECTRICAL WORK ARE NOT INCLUDED IN THE AREAS NOTED ABOVE.

* PLEASE NOTE: THE ABOVE MENTIONED AREAS ARE MEANT SOLELY FOR BUILDING PERMIT AND SHALL NOT BE QUOTED UPON OR USED TO LIMIT THE SCOPE OF WORK OF THE CONTRACTOR. ANY DISCREPANCIES SHALL BE CLEARED UP PRIOR TO COMMENCEMENT OF ANY DEMOLITION OR NEW WORK.

OBC MATRIX

Name of Practice:
HDR ARCHITECTURE ASSOCIATES INC.
70 UNIVERSITY AVENUE, SUITE 800

Name of Project:
10428557
SUNNYBROOK HEALTH SCIENCES CENTRE EMERGENCY DEPARTMENT RENOVATIONS

Location:
2075 Bayview Avenue, North York,
ON M4N 3M5
Date:
2026.08.19

	2024 Ontario Building Code Data Matrix Part 11 - Renovation		Building Code Reference
11.00	Building Code Version:	O. Reg. 163/24 Last Amendment: O. Reg. 447/24	
11.01	Project Type:	☐ Addition ■ Renovation ☐ Addition and Renovation ☐ Change of Use Description: INTERIOR RENOVATION OF AN EXISTING HOSPITAL EMERGENCY DEPARTMENT	[A] 1.3.3.3B.
11.02	Major Occupancy Classification:	Occupancy: Group – D Use: Division – EMERGENCY DEPARTMENT	3.1.2.1.(1), 2.1.4.1.(1), and 11.2.1.
11.03	Superimposed Major Occupancies:	■ No ☐ Yes Description:	11.2., 3.2.2.5. to 3.2.2.8., and 2.2.1.
11.04	Building Area (sq.m.) *Insert additional lines as needed*	Description: **NO CHANGE TO BLDG AREA** Existing 293 New 0 Total 293 Total	[A] 1.4.1.2., 11.2., and 11.3.
11.05	Building Height	1 Storeys above grade 0 (m) Above grade 0 Storeys below grade **NO CHANGE TO BLDG HEIGHT**	[A] 1.4.1.2., 3.2.1.1., 2.2.2.2., and 11.3
11.06	Number of Streets/ Firefighter access	1 Street(s) **NO CHANGE TO FIRE ROUTE**	3.2.2.10., 3.2.5., 2.2.4.1, and 11.3
11.07	Building Size:	■ Small ☐ Medium ☐ Large ☐ > Large	11.2.1.1, and T.11.2.1.1.B-N.
11.08	Existing Building Classification:	Change in Major Occupancy: ☐ Yes ■ Not Applicable (no change of major occupancy) Construction Index: Hazard Index: Importance Category: ☐ Low ■ Normal ☐ High ☐ Post-disaster	10.1.1.2., 11.2.1.1. T 11.2.1.1.A T 11.2.1.1.B to N 4.1.2.1.(3), 2.31.1., and 5.2.2.1.(2)
11.09	Renovation type:	☐ Basic Renovation ■ Extensive Renovation	11.3.3.1., and 11.3.3.2.
11.10	Occupant Load: *Insert additional lines as needed*	Floor Level/ Area: **No Change** Occupancy Type: **No Change** Based On: **No Change** Occupant Load (Persons): **No Change**	3.1.17., 2.1.2.2., and 11.4.2.2.
11.11a	Plumbing Fixture Requirements *Insert additional lines as needed*	Ratio: Male:Female = 50:50 Except as noted otherwise Floor Level/ Area / Occupant Load / OBC Reference / WCs Required / WCs Provided	3.7.4., 11.3.4., 11.3.5., 11.4.2.4., and 11.4.2.5.
11.11b	Plumbing Fixture Requirements Continued: *Insert additional lines as needed*	Floor Level/ Area (repeated) / Barrier-free WCs Required **0** / Barrier-free WCs Provided **0** / Universal Washrooms Required **0** / Universal Washrooms Provided **0**	Tables 3.8.2.3.A and 3.8.2.3.B
11.12	Barrier-free Design: Barrier-free Entrances:	☐ Yes ■ No EXISTING Number: 1 EXISTING	11.3.1.2., 11.3.2., 11.3.3.2.
11.13	Reduction in Performance level:	Structural: ■ No ☐ Yes By Increase in occupant load: ■ No ☐ Yes By change of major occupancy: ■ No ☐ Yes Plumbing: ■ No ☐ Yes Sewage-systems: ■ No ☐ Yes Extension of buildings of combustible construction: ■ No ☐ Yes	11.4.2.1. 11.4.2.2. 11.4.2.3. 11.4.2.4. 11.4.2.5. 11.4.2.6.
11.14	Compensating Construction:	☐ No ■ Yes NEW STRUCTURE, NEW PLUMBING, & NEW ELECTRICAL Structural: ■ No ☐ Yes Increase in occupant load: ■ No ☐ Yes Change in major occupancy: ■ No ☐ Yes Plumbing: ☐ No ■ Yes Sewage-systems: ☐ No ■ Yes Extension of buildings of combustible construction: ■ No ☐ Yes	11.4.3.1. 11.4.3.2. 11.4.3.3. 11.4.3.4. 11.4.3.5. 11.4.3.6. 11.4.3.7.
11.15	Compliance Alternatives Proposed: *Insert additional lines as needed*	■ No ☐ Yes (list numbers and describe) (list numbers and describe) (list numbers and describe)	11.5.1
11.16	Alternative Solution: *Insert additional lines as needed*		[A] 1.2.1.1., and [C] 2.1
11.17	Notes: *Insert additional lines as needed*		

1. All references are to Division B of the OBC, unless preceded by [A] for Division A and [C] for Division C.

Ontario Building Code Data Matrix, Part 11
© Ontario Association of Architects
January 2025

HDR ARCHITECTURE ASSOCIATES INC.
70 UNIVERSITY AVENUE,
SUITE 800

10428557
SUNNYBROOK HEALTH SCIENCES CENTRE EMERGENCY DEPARTMENT RENOVATIONS

2075 Bayview Avenue, North York,
ON M4N 3M5

Sunnybrook HEALTH SCIENCES CENTRE

Project Manager	HDR
Project Designer	HDR
Project Architect	HDR
Mechanical Engineer	HHA
Electrical Engineer	HHA
Interior Designer	HDR
Equipment Planner	HDR
Wayfinding	---
Drawn By	Author

MARK	DATE	DESCRIPTION
1	2026.03.31	Issued for 100% CD
2	2026.08.19	Issued for Tender

Project Number	10428557
Original Issue	03/31/2026 -

Professional Certification

Sheet Name
O.B.C MATRICES

Scale

Sheet Number
A-002

Autodesk Docs://10428557_SHSC_sw28842_ED_Reno/10428557-A-SHSC-ED Reno.rvt
8/19/2026 10:32:58 AM

FIRE SEPARATION AND LIFE SAFETY NOTE:

1. EXISTING FIRE SEPARATION / EVACUATION INFORMATION PROVIDED ON THIS DRAWINGS WAS PROVIDED BY THE OWNER AND SHOWN ON THIS DRAWING FOR REFERENCE PURPOSES ONLY.
2. FIRE SEPARATION BETWEEN FLOORS IS 2 HOURS.
3. ALL NEW FLOOR PENETRATIONS TO HAVE FIRE & SMOKE SEAL EQUIVALENT TO FLOOR RATING.
4. ALL REDUNDANT M&E SLEEVES THRU EXIST. CONC. FLOOR SLABS TO BE FILLED AS PER DETAIL
5. GENERAL CONTRACTOR TO ENSURE INTEGRITY OF EXISTING FLOOR FIRE RATING IS MAINTAINED.
6. REFER TO ELECTRICAL AND MECHANICAL DRAWINGS FOR FIRE ALARM SYSTEM AND SPRINKLER LAYOUT.
7. GENERAL CONTRACTOR TO INSPECT EXISTING WALLS/PARTITION AND TO PROVIDE REQUIRED FIRE SEPARATION WHERE INDICATED IN WALL TAG (ULC DESIGN NO THAT IS APPLICABLE).
8. WHERE FIRE SEPARATION HAS BEEN ADDED TO EXISTING WALL, GENERAL CONTRACTOR TO INSPECT EXISTING WALL/PARTITION AND TO PROVIDE FIRE SEPARATION WHERE INDICATED IN WALL TAG AND SHALL EXTEND PARTITION FROM CEILING LEVEL TO U/S OF SLAB. FILL AND CLOSE OFF ALL EXISTING PENETRATION OPENINGS. (ULC DESIGN NO THAT IS APPLICABLE). SITE VERIFY.
9. FOR CUT & PATCH AREAS THE CONSULTANTS HAVE PROVIDED EXISTING CEILING TYPES WHEREVER POSSIBLE FOR INFORMATION PURPOSES. 'ACT' REPRESENTS A SUSPENDED ACOUSTIC TILE CEILING, GB REPRESENTS A SUSPENDED GYPSUM BOARD CEILING AND EXP INDICATES NO SUSPENDED CEILING IS PRESENT (THE STRUCTURE ABOVE IS EXPOSED), WHERE '?' IS NOTED THIS IS AS A RESULT OF THE SPACE BEING INACCESSIBLE AT THE TIME OF THE SITE INVESTIGATION. CONTRACTOR SHALL ASSUME G.B. CEILINGS FOR THESE AREAS FOR PRICING PURPOSES

FIRE SEPARATION AND LIFE SAFETY LEGEND

- 0 HR — NEW 0 HOUR FIRE RESISTANCE RATING
- 1 HR — NEW 1 HOUR FIRE RESISTANCE RATING
- EX — EXISTING FIRE SEPARATION (ASSUMED)
- TRAVEL DISTANCE - METERS (FEET)
- PHASING SCOPE OF WORK
- F.H.C. — FIRE HOSE CABINET - TO BE LOCATED
- MAIN ENTRANCE
- EXITS

HDR ARCHITECTURE ASSOCIATES INC.
70 UNIVERSITY AVENUE,
SUITE 800

10428557
SUNNYBROOK HEALTH SCIENCES CENTRE
EMERGENCY DEPARTMENT RENOVATIONS

2075 Bayview Avenue, North York,
ON M4N 3M5

Sunnybrook
HEALTH SCIENCES CENTRE

Project Manager	HDR
Project Designer	HDR
Project Architect	HDR
Mechanical Engineer	HHA
Electrical Engineer	HHA
Interior Designer	HDR
Equipment Planner	HDR
Wayfinding	---
Drawn By	Author

MARK	DATE	DESCRIPTION
1	2026.03.31	Issued for 100% CD
2	2026.08.19	Issued for Tender

Project Number	10428557
Original Issue	03/31/2026 -

Professional Certification

Sheet Name
LIFE SAFETY PLAN - EMERGENCY DEPARTMENT

Scale
As indicated

Sheet Number
A-003

Autodesk Docs://10428557_SHSC_sw26842_ED_Reno/10428557-A-SHSC-ED Reno.rvt
8/19/2026 10:33:02 AM

DRAWING NOTES: (DRAWING NOTES ARE SPECIFIC TO PLAN SHOWN)

1 **EQUIPMENT AND MATERIAL DROP-OFF:**
THIS AREA WILL BE RESERVED FOR THE DELIVERY OF EQUIPMENT, MATERIALS AND GARBAGE REMOVAL. IN NO WAY SHALL ANY VEHICLES BE PERMITTED TO PARK HERE. ONCE EQUIPMENT AND MATERIALS ARE UNLOADED THEY MUST BE IMMEDIATELY TAKEN TO THE APPROPRIATE FLOORS IN WHICH THE HOSPITAL HAS INDICATED BY THIS CONTRACT. DOLLIES USED FOR DELIVERY AND TRANSPORT OF MATERIAL & EQUIPMENT TO SITE SHALL BE CLEAN. THERE WILL BE NO STORAGE OF MATERIALS IN THIS AREA WHATSOEVER. IN NO WAY WILL THE HOSPITAL BE RESPONSIBLE FOR ANY DAMAGE TO OR THEFT OF EQUIPMENT OR MATERIALS. **DELIVERY OF EQUIPMENT AND MATERIALS SHALL BE RESTRICTED TO 'E' WING LOADING DOCK ON TUESDAYS AND THURSDAYS FROM 12:00PM TO 3:30PM, WEEKEND DELIVERIES SHALL BE COORDINATED IN ADVANCE WITH THE OWNER.**

2 **DELIVERY ROUTE:**
ALL DELIVERY VEHICLES TO THE LOADING DOCKS MUST USE THIS ROUTE. IT WILL BE THE GENERAL CONTRACTORS RESPONSIBILITY TO PROVIDE ALL DELIVERY VEHICLES WITH STRICT INSTRUCTIONS TO FOLLOW THE ROUTE SHOWN ON DRAWING.

3 **GENERAL RECEIVING:**
AVAILABLE TO THE CONTRACTOR FOR THE DELIVERY OF MATERIALS. SMALL QUANTITIES OF MATERIALS DELIVERED TO THIS LOCATION MUST BE PICKED UP IMMEDIATELY FOLLOWING DELIVERY. THERE WILL BE ABSOLUTELY NO STORAGE OF MATERIALS AT THE LOADING DOCKS. THE CONTRACTOR SHALL PROVIDE THE PROJECT MANAGER THREE (3) DIFFERENT CONTACT PHONE NUMBERS THAT WILL BE GIVEN TO SUNNYBROOK SHIPPING AND RECEIVING (S&R) STAFF SO THAT 2-WAY COMMUNICATION BETWEEN THE CONTRACTOR AND S&R STAFF CAN BE ESTABLISHED ALLOWING THE CONTRACTOR TO BE CONTACTED IMMEDIATELY FOLLOWING DELIVERIES TO SITE AND TO IMMEDIATELY FACILITATE THEIR REMOVAL. G.C. AND HIS TRADES WILL PROVIDE 24 HOURS ADVANCE NOTICE TO THE SHIPPING AND RECEIVING STAFF FOR THE DELIVERY OF LARGE QUANTITIES OF MATERIALS. THE G.C. IS RESPONSIBLE FOR PROVIDING OR HAVING HIS TRADES SUPPLY THE APPROPRIATE EQUIPMENT REQUIRED FOR THE UNLOADING AND TRANSPORTING OF ALL MATERIALS. UNDER NO CIRCUMSTANCE SHALL THE G.C. ASK TO USE OR USE ANY EQUIPMENT OWNED BY THE HOSPITAL. THE GENERAL CONTRACTOR IS RESPONSIBLE FOR ASSURING THE LOADING DOCK AND SURROUNDING AREA IS PROTECTED FROM DAMAGE DURING THE DELIVERY AND REMOVAL OF MATERIALS BY ALL TRADES DURING THE CONTRACT PERIOD AND IS TOTALLY LIABLE TO REPAIR ANY SUCH DAMAGE TO THE COMPLETE SATISFACTION OF THE OWNER. THE G.C. AND THE HOSPITAL'S PROJECT MANAGER SHALL DO A WALK THROUGH ALONG THE ROUTE OF TRAVEL FROM AND INCLUDING THE LOADING DOCK AREA TO THE AREA OF DESIGNATED WORK AND MAKE NOTE OF EXISTING CONDITIONS PRIOR AND FOLLOWING COMPLETION OF THIS CONTRACT. THE GENERAL CONTRACTOR SHALL MAKE GOOD ANY DAMAGED AREAS AT NO ADDITIONAL EXPENSE TO THE OWNER. THE LOADING DOCKS ARE USED BY A NUMBER OF CONTRACTORS DURING THE SAME PERIOD OF TIME AS WELL AS BY THE HOSPITAL, THEREFORE ACCESS SHALL BE LIMITED TO THE TIME AS SHOWN ON THE CONSTRUCTION CONTROL SITE PLAN.

4 **CONTRACTORS DISPOSAL BIN:**
THIS LOCATION SHALL BE DESIGNATED FOR THE CONTRACTOR'S DISPOSAL BIN AS SCHEDULED WITH THE PROJECT MANAGER. NO STORAGE OF ANY MATERIALS OUTSIDE THE DESIGNATED WORK AREA IS ALLOWED. CLEAN UP ANY LOOSE DEBRIS LEFT AROUND DISPOSAL BIN AREA AT END OF EACH DAY. ONCE CONTRACT IS COMPLETE THE GENERAL CONTRACTOR IS RESPONSIBLE FOR MAKING GOOD THE DISPOSAL BIN AREA BACK TO ITS ORIGINAL CONDITION ie. THE REPAIRING OF CURBS, PAVING, LANDSCAPING etc.

5 **HOSPITAL VISITOR'S PARKING:**
THERE WILL BE ABSOLUTELY NO PARKING PERMITTED IN THIS AREA WHATSOEVER. ANY VEHICLES PARKED OUTSIDE THE DESIGNATED AREA SHALL BE SUBJECT TO BEING TAGGED AND/OR TOWED AT THE VEHICLE OWNER'S EXPENSE.

6 **ACCESS FOR HOSPITAL EMERGENCY VEHICLES:**
AMBULANCES USE THIS DRIVEWAY FOR ACCESS TO REGIONAL TRAUMA UNITS AND MUST BE OPEN TO TRAFFIC AT ALL TIMES. DO NOT USE THIS ROUTE FOR ANY REASON.

7 **PUBLIC ACCESS TO 'M' WING MAIN ENTRANCE & PARKING:**
ROUTE USED BY THE GENERAL PUBLIC, TAXIS AND TTC FOR DROP OFF AT MAIN ENTRANCE 'M' WING. THIS ROUTE TO BE LEFT UNOBSTRUCTED AT ALL TIMES.

GENERAL NOTES:

DESIGNATED PARKING AREA FOR CONTRACTORS FORCES:
PARKING FOR THE GENERAL CONTRACTOR AND HIS SUBCONTRACTORS VEHICLES TO BE COORDINATED WITH THE OWNER. EACH VEHICLE MUST OBTAIN A PARKING PERMIT AT THEIR OWN COST FROM THE HOSPITAL. THERE WILL BE ABSOLUTELY NO PARKING PERMITTED ANYWHERE ELSE OTHER THAN ON THE DESIGNATED SITE. ANY VEHICLES PARKED OUTSIDE THIS AREA SHALL BE SUBJECT TO BEING TAGGED AND/OR TOWED AT THE VEHICLE OWNER'S EXPENSE. REFER TO CONSTRUCTION DOCUMENTS PROJECT MANUAL.

S.H.S.C. IDENTIFICATION BADGES:
GENERAL CONTRACTOR AND HIS SUBCONTRACTORS ARE FINANCIALLY RESPONSIBLE FOR PROVIDING EACH MEMBER OF THEIR OWN FORCES WITH SUNNYBROOK I.D. BADGES. DISTRIBUTION OF BADGES SHALL BE COORDINATED WITH THE SUNNYBROOK PROJECT MANAGER AND PROPER RECORDS KEPT OF DATE OF ISSUE AND SEBSEQUENT RETURN UPON COMPLETION OF CONTRACT. THERE WILL BE ABSOLUTELY NO ADMITTANCE TO SITE WITHOUT PROPER IDENTIFICATION.

ALL LOCATIONS NOTED ABOVE TO BE DISCUSSED/CONFIRMED WITH OWNER PRIOR TO START OF EACH PHASE OF CONSTRUCTION.

CONSTRUCTION CONTROL NOTES:

1. SMOKING IS PROHIBITED IN BUILDING BY CITY OF TORONTO BY-LAW.

2. DO ALL WORK IN CONFORMANCE WITH GOVERNMENT CODES AND AUTHORITIES.

3. MAINTAIN THE WORK AREA CLEAN AND SAFE AT ALL TIMES.

4. MAINTAIN THE SECURITY OF THE WORK AREA AT ALL TIMES.

5. MAINTAIN THE SECURITY OF THE WORK AREA AFTER HOURS WITH LOCKING HARDWARE ACCEPTABLE TO THE HOSPITAL AND FIRE DEPARTMENT AT ALL TIMES.

6. CONTRACTOR SHALL NOTE THAT THE BUILDING IS OCCUPIED AND PATIENT, STAFF AND PUBLIC SAFETY AND CONVENIENCE SHALL GOVERN OVER THE CONTRACTOR'S SCHEDULE AND CONVENIENCE WITHOUT PROTEST OR RIGHT TO DAMAGES FOR DELAY.

7. THE GENERAL CONTRACTOR SHALL BE RESPONSIBLE FOR PROVIDING HIS WORK FORCE AND SUBCONTRACTORS WITH IDENTIFICATION CARDS AS PER HOSPITAL REGULATIONS.

8. THE CONTRACTORS FORCES SHALL LIMIT ACTIVITIES TO DESIGNATED WORK AREAS AND SUCH SHALL BE WITHIN PRESCRIBED TIME RESTRAINTS. ANY WORK DONE IN VIOLATION OF THE PRESCRIBED RESTRAINTS SHALL RESULT IN AN AUTOMATIC AND INCONTESTABLE CREDIT TO THE CONTRACT IN FAVOUR OF THE OWNER IN THE AMOUNT OF $1,000.00.

9. ANY WORK UNDERTAKEN OUTSIDE THE DESIGNATED WORK AREAS SHALL BE SCHEDULED WITH HOSPITAL AND IN WRITING A MINIMUM OF 4 DAYS IN ADVANCE OF INTENTION TO COMMENCE WORK AND RECONFIRMING 48 HOURS PRIOR TO COMMENCEMENT. GENERAL CONTRACTOR TO ARRANGE SUPERVISED ACCESS AND EGRESS FROM SUCH AREA.

10. DO NOT COMMENCE WORK IN EXISTING AREA UNTIL SUCH TIME AS THEY ARE VACATED AND ALL FURNITURE AND LOOSE FITMENTS HAVE BEEN REMOVED BY THE HOSPITAL. HAVE HOSPITAL SIGN OFF ROOM PRIOR TO COMMENCING THE WORK.

11. NO WORK SHALL BEGIN ON THE SITE UNTIL SUCH TIME AS ALL TEMPORARY HOARDING AND/OR BARRICADES ARE IN PLACE. THE GENERAL CONTRACTOR SHALL SUPPLY AND INSTALL PROFESSIONALLY PAINTED SAFETY AND DIRECTIONAL SIGNAGE AS PER LABOUR LEGISLATION AND AS REQUIRED BY JURISDICTIONAL AUTHORITIES AND AS REASONABLE TO ENSURE THE SAFETY OF THE WORKERS AND PUBLIC.

12. SCHEDULE ALL WORK WITH THE OWNER. EXISTING CORRIDORS AND PATIENT AREAS NOT UNDER CONSTRUCTION ARE TO REMAIN IN USE AT ALL TIMES. SUPPLY NECESSARY DUST PROOF AND SOUND PROOF BARRIER AS REQUIRED AND STAGE WORK AS REQUIRED TO ACCOMMODATE THIS REQUIREMENT.

13. PROTECT EXISTING WORK FROM DAMAGE AND MAKE GOOD ANY DAMAGE TO EXISTING IMMEDIATELY BY THIS CONTRACT.

14. MAINTAIN THE INTEGRITY OF EXISTING FIRE EXITS AND RATINGS AT ALL TIMES. PROVIDE TEMPORARY FIRE SAFETY PROVISIONS AS REQUIRED BY FIRE DEPARTMENT AND FIRE MARSHALL DURING SHUT OFF OF FIRE FIGHTING EQUIPMENT, DETECTION AND WARNING SYSTEMS.

15. THE SUPPLY AND DELIVERY OF MATERIALS SHALL BE SCHEDULED WITH THE HOSPITAL. DELIVERIES SHALL NOT BE MADE THRU THE MAIN BUILDING ENTRANCES. DELIVERY ACCESS TO THE PLACE OF WORK SHALL BE THRU THE HOSPITAL'S SHIPPING AND RECEIVING DOCK AS INDICATED ON DRAWINGS. ANY DELIVERIES TO BE MADE ON WEEKENDS MUST BE SCHEDULED WITH THE HOSPITAL A MIN. OF 48 HOURS IN ADVANCE. LARGE DELIVERIES WHICH COULD EFFECT THE CONVENIENCE OF THE HOSPITAL SHALL BE SCHEDULED WITH THE HOSPITAL. MAKE REASONABLE ALLOWANCE FOR AFTER HOUR DELIVERY OF LARGE SHIPMENTS OF MATERIAL. THE CONTRACTOR MAY NOT STORE OR TRANSPORT CONSTRUCTION MATERIAL OUTSIDE THE DESIGNATED WORK AREA UNLESS SPECIFIED BY HOSPITAL. EACH AND EVERY INFRACTION OF THESE CONTRACT CONDITIONS SHALL RESULT IN AN AUTOMATIC AND INCONTESTABLE CREDIT TO THE CONTRACT IN FAVOUR OF THE OWNER AS PER SPECIFICATIONS.

16. COMPLETE ALL NOISY WORK SUCH AS CONCRETE SAW CUTTING TO BE DONE DURING NIGHTS OR WEEKENDS AS OUTLINED IN THE PROJECT MANUAL.

17. REMOVAL OF DEMOLISHED MATERIALS TO BE DONE AFTER HOURS AS OUTLINED IN THE PROJECT MANUAL.

18. ALL WORK IN PUBLIC CORRIDORS AND OUTSIDE CONSTRUCTION ZONE TO BE DONE AFTER HOURS AS OUTLINED IN THE PROJECT MANUAL.

19. AT NO TIME SHALL THE CONTRACTOR OR HIS FORCES STORE MATERIALS ETC. OUTSIDE THE PLACE OF WORK.

20. MAKE ACCEPTABLE ARRANGEMENTS WITH THE OWNER FOR THE REMOVAL OF REFUSE OFF THE SITE. PROVIDE FLAG MEN AT PICKUP AND DELIVERY OF DISPOSAL BIN TO ENSURE THE SAFETY OF PEDESTRIANS.

22. THE GENERAL CONTRACTOR SHALL BE RESPONSIBLE AND MAKE ALLOWANCE FOR TIME AND COST IN THE BID FOR IMPLEMENTATION OF HIS MEANS AND METHODS REQUIRED TO PERFORM THE WORK. SITE SET-UP CONDITIONS SHOWN ON THE DRAWINGS ARE CONCEPTUAL ONLY, AND THE GENERAL CONTRACTOR IS RESPONSIBLE TO EVALUATE AND ASCERTAIN THEIR SUITABILITY FOR THE INTENDED SCOPE OF WORK AND MAKE PROVISIONS IN THE BID FOR HIS CHOICE OF MEANS AND METHODS (ie. CRANE LOCATIONS & CRANING METHODS, SITE STAGING AREAS, etc.) DURING THE TENDER PERIOD. THE GENERAL CONTRACTOR CAN EVALUATE ANY OTHER OPTIONS OF MEANS AND METHODS AVAILABLE TO HIM TO ELECT AND IMPLEMENT THEM AT HIS OWN DISCRETION, SUBJECT TO FINAL REVIEW AND APPROVAL OF OWNER PRIOR TO START OF CONSTRUCTION.

23. THE GENERAL CONTRACTOR SHALL BE RESPONSIBLE TO OBTAIN AND PAY FOR ALL REQUIRED STREET OCCUPANCY PERMITS FROM THE CITY AND/OR ANY OTHER AUTHORITY HAVING JURISDICTION.

24. REFER TO SUNNYBROOK CONTRACTORS PROCEDURE MANUAL LOCATED IN ARCHITECTURAL SPECIFICATION.

25. THE CONTRACTOR AND HIS FORCES SHALL NOT PARK OR BLOCK ACCESS TO THE HOSPITAL ENTRANCE AREA, EMERGENCY, OR LOADING DOCKS. THE LOADING DOCK MUST BE KEPT CLEAR AT ALL TIMES. NO TEMPORARY STORAGE IS ALLOWED.

26. MINISTRY OF LABOUR NOTICE OF PROJECTS: CONTRACTOR IS RESPONSIBLE TO MAKE APPLICATION FOR NOTICE OF PROJECT.

27. GENERAL CONTRACTOR IS RESPONSIBLE FOR ALL POWER, PLUMBING, TELECOMMUNICATIONS CONNECTIONS AND ANY ASSOCIATED REQUIRED PERMITS TO MAKE CONNECTIONS TO THE CONTRACTOR CONSTRUCTION TRAILER. GENERAL CONTRACTOR WILL BE RESPONSIBLE TO REPAIR/MAKE GOOD ANY DAMAGE BY THE CONSTRUCTION TRAILER ACTIVITIES, INCLUDING THE LANDSCAPING AND PARKING AREA.

NOTE:
HOSPITAL REGULAR BUSINESS HOURS ARE MONDAY TO FRIDAY FROM 6:00 AM TO 7:00 PM.

CORE SCOPE: ALL WORK TO BE DONE 7AM ONWARD PREMIUM TO WORK 12AM TO 8AM INSTEAD OF 7AM ONWARD FOR THE SECURITY PHASE ONLY.

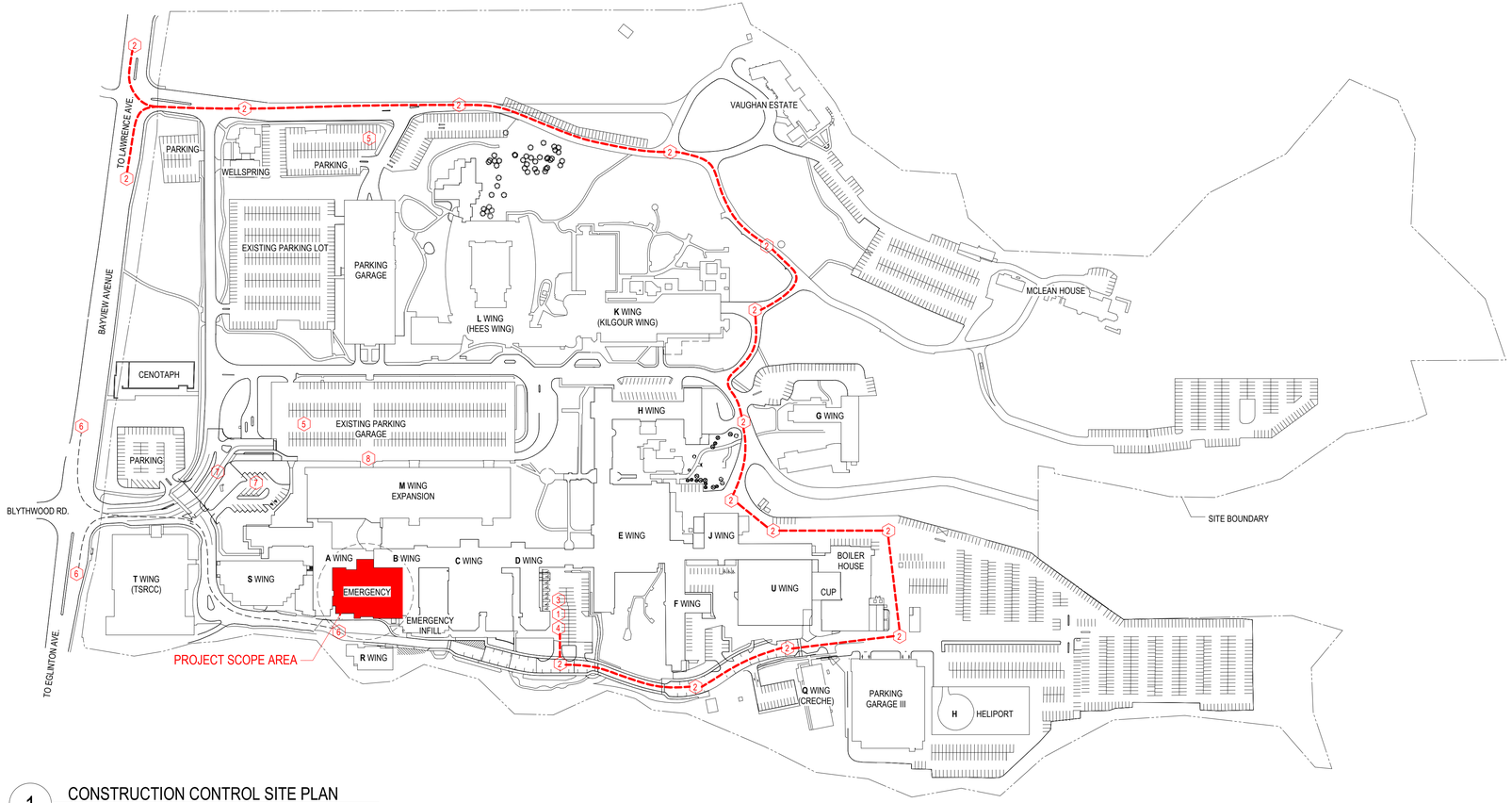

1 CONSTRUCTION CONTROL SITE PLAN
1 : 2000

HDR ARCHITECTURE ASSOCIATES INC.
70 UNIVERSITY AVENUE,
SUITE 800

10428557
SUNNYBROOK HEALTH SCIENCES CENTRE
EMERGENCY DEPARTMENT RENOVATIONS

2075 Bayview Avenue, North York,
ON M4N 3M5

Sunnybrook
HEALTH SCIENCES CENTRE

Project Manager	HDR
Project Designer	HDR
Project Architect	HDR
Mechanical Engineer	HHA
Electrical Engineer	HHA
Interior Designer	HDR
Equipment Planner	HDR
Wayfinding	---
Drawn By	Author

MARK	DATE	DESCRIPTION
1	2026.03.31	Issued for 100% CD
2	2026.08.19	Issued for Tender

Project Number	10428557
Original Issue	03/31/2026 -

Professional Certification

Sheet Name
CONSTRUCTION CONTROL SITE PLAN, GENERAL NOTES

Scale
As indicated

Sheet Number
A-004

Autodesk Docs://10428557_SHSC_sw25942_ED_Reno/10428557-A-SHSC-ED Reno.rvt
8/19/2026 10:33:03 AM

DEMOLITION NOTES

GENERAL

SHADED AREA GENERALLY DENOTES EXISTING TO REMAIN. PERFORM ADDITIONAL CUT AND PATCH AS INDICATED ON DOCUMENTS

DASHED LINES INDICATE EXISTING CONSTRUCTION TO BE DEMOLISHED. REFER TO DEMOLITION NOTES AND CONSULTANT DRAWINGS FOR DETAILED SCOPE OF WORK TYP.

MG — INDICATES MAGNEHELIC GAUGE LOCATION. PROVIDE MAGNEHELIC GAUGE AND NEGATIVE AIR MACHINE TO MAINTAIN PRESSURE DIFFERENTIALS AS REQUIRED BY HOSPITALS IP&C REQUIREMENTS AND / OR AS SET OUT IN THE SPECIFICATIONS FOR FULL DURATION OF THE PROJECT OR FOR DURATION OF INDICATED PHASES AND/OR CUT & PATCH WORK ON OTHER FLOORS WHERE INDICATED. EXHAUST AIR TO EXTERIOR WHERE REQUIRED AND ENSURE THAT SAFETY AND SECURITY OF FACILITY IS NOT COMPROMISED WHEN DOING SO. CONTRACTOR SHALL CONFIRM ALL HOARDING WALL / DOOR AND MAGNEHELIC GAUGE LOCATION(S) WITH CONSULTANT AND OWNER PRIOR TO ERECTION. LOCATIONS SHOWN ON DRAWINGS ARE PROVIDED FOR REFERENCE ONLY.
THIS PROJECT MAY INCLUDE HAZARDOUS MATERIALS ABATEMENT. REFER TO THE PROJECT SPECIFICATION MANUAL FOR REPORTS AND IDENTIFICATION OF SCOPE OF WORK. COORDINATE ACCESS TO AREAS OUTSIDE THE MAIN WORK AREA WITH THE OWNER AS PER CONSTRUCTION CONTROL DRAWINGS AND / OR OWNERS REPRESENTATIVE

HATCHED WALLS INDICATE CONCRETE BLOCK WALL SYSTEMS BEING DEMOLISHED. REFER TO DEMOLITION NOTE 2H AND DRAWINGS FOR DETAILED SCOPE OF WORK. TYP.

NOTE:

1. GENERAL CONTRACTOR SHALL ERECT TYPE 2 HOARDING DURING EVENINGS/WEEKENDS FOR MECH., ELEC., STRUCTURAL WORK OUTSIDE THE DESIGNATED WORK AREA. COORDINATE WITH OWNER AS REQUIRED FOR ACCESS TO SECURE AREAS. REMOVE HOARDING, RESTORE CEILINGS AND CLEAN AFFECTED AREAS AT THE END OF EACH NIGHTS WORK.

2. GENERAL CONTRACTOR SHALL PERFORM THE HAZARDOUS MATERIALS ABATEMENT AS NOTED IN THE CONTRACT DOCUMENTS AND SPECIFICATIONS ERECT APPROPRIATE HOARDINGS AS REQUIRED AND MAKE ALLOWANCE FOR AFTER HOURS WORK IN ORDER TO MINIMIZE THE DISRUPTION TO HOSPITAL OPERATIONS. RESTORE ALL AREAS AND CLEAN AFFECTED AREAS AT THE END OF EACH NIGHT WORK. REFER TO SPECIFICATIONS AND HAZMAT REPORT. INFORMATION SHOWN ON THE DRAWINGS ARE GIVEN AS GUIDANCE ONLY.

3. REFER TO CUT AND PATCH DRAWINGS FOR WORK OUTSIDE SCOPE AREA.

FLOOR

(1) MAINTAIN INTEGRITY OF EXISTING CORRIDOR AND EXITS. CORRIDOR SHALL BE FREE OF CONSTRUCTION MATERIAL AND/OR DEBRIS. PROVIDE LOCKING HARDWARE FOR ALL DOORS ENTERING INTO THE CONSTRUCTION AREA FROM EXISTING CORRIDOR. PROVIDE DUST SEAL ON ALL DOORS BORDERING WORK AREA WHEN PERFORMING WORK IN CORRIDOR. ANY WORK PERFORMED OUTSIDE OF HOARDED AREA WITHIN THE CORRIDOR SHALL BE DONE AFTER HOURS AND AS COORDINATED W/ THE HOSPITAL. ALL WORK SHALL BE PERFORMED IN STRICT CONFORMANCE TO INFECTIONS PREVENTION AND CONTROL GUIDELINES (e.g., THE USE OF SUBMARINES / CONTROL CUBES)

(1a) EXISTING FLOORING TO REMAIN. CONTRACTOR SHALL FIRST PUT DOWN 6mil SHEETS OF POLYETHYLENE C/W TAPED SEAMS UNDER T&G PLYWOOD PROTECTION BOARD (ALSO W/ TAPED SEAMS) AS REQ'D. IN THIS AREA TO PREVENT EXISTING FLOOR FINISH FROM BEING DAMAGED DURING THE CONSTRUCTION PERIOD. ANY DAMAGED FLOOR FINISH (BASE INCLUDED) DUE TO WORK UNDER THIS CONTRACT SHALL BE MADE GOOD TO MATCH EXISTING TO THE COMPLETE SATISFACTION AND AT NO EXPENSE OF THE OWNER. NO SMALL RANDOM CUT AND PATCH REPAIR WILL BE CONSIDERED ACCEPTABLE. MAKE STRAIGHT AND CLEAN CUT BETWEEN FLOOR FINISH TO REMAIN AND FLOOR FINISH TO BE REPAIRED. MAKE TRANSITION AT DOOR THRESHOLD WHERE POSSIBLE.

(1b) RESERVED

(1c) RESERVED

(1d) FILL REDUNDANT SLEEVES THROUGH EXISTING CONCRETE FLOOR WITH CONCRETE TO OBTAIN A STRUCTURALLY SOUND, SMOOTH AND LEVEL SURFACE TO RECEIVE NEW FLOOR FINISH. REFER TO STRUCTURAL DRAWINGS FOR EXACT MEANS AND METHODS REQUIRED INCLUDING CHIPPING AROUND OPENING FOR PROPER BONDING. OBTAIN ACCESS TO FLOOR BELOW WHERE REQUIRED.

(1e) EXIST. FLOOR FINISH (i.e. VCT, SV, CARPET, TERRAZZO.) TO BE REMOVED. SCRAPE & PREPARE SUBSTRATE AS REQUIRED TO OBTAIN SMOOTH & LEVEL SURFACE READY TO RECEIVE NEW FLOOR FINISHES. CLEAN AND LEVEL EXISTING SUBSTRATE, GRIND OUT IRREGULARITIES, ANY PHYSICAL RESIDUE AND RESIDUE STAIN AND FILL DEPRESSIONS AND CRACKS WITH FLOOR LEVELING COMPOUND. REMOVE ANY EXISTING MATERIAL, ADHESIVES, OIL OR DUST THAT MAY BE DETRIMENTAL TO THE BONDING OF THE NEW FLOORING. USE SELF LEVELING CONCRETE TOPPING IN AREAS THAT NEED TO BE BUILT-UP TO MATCH EXIST. FLOOR LEVELS UNLESS NOTED OTHERWISE. CONTRACTOR TO ENSURE FLOOR IS TRUE & LEVEL TO MEET THE STANDARDS IDENTIFIED BY FLOORING MANUFACTURER AND / OR EQUIPMENT VENDOR. MAKE GOOD FLOOR SUBSTRATE WHERE EXISTING PARTITIONS HAVE BEEN DEMOLISHED.

(1f) SAW-CUT / CHIP SLAB AFTER SCANNING FOR INSTALLATION OF RECESSED FLOOR TRACK FOR SLIDING DOORS. NOTIFY OWNER A MINIMUM OF 48 HOURS IN ADVANCE AND SCHEDULE FOR AFTER HOURS.

WALLS

(2) REMOVE EXISTING PARTITIONS TO THE U/S OF STRUCTURE ABOVE c/w BASE WHERE APPLICABLE SHOWN DASHED. CAP OFF ALL REDUNDANT SERVICES BEHIND/BELOW FINISHED SURFACES IN CONFORMANCE WITH GOVERNING CODES AND AUTHORITIES AND AS NOTED ON MECHANICAL & ELECTRICAL DRAWINGS.

(2a) REMOVE EXISTING GYP. BOARD/PLASTER WALL FINISH FROM FLOOR TO U/S OF STRUCTURE. EXISTING METAL STUD FRAMING TO REMAIN, MODIFY / MAKE GOOD AS REQUIRED FOR INSTALLATION OF NEW MECHANICAL AND ELECTRICAL SERVICES. PROVIDE NEW G.B FINISH AS INDICATED.

(2b) EXISTING PARTITION TO REMAIN. MAKE GOOD AS REQ'D. DUE TO ANY ALTERATIONS AS A RESULT OF REMOVAL OF FITMENTS OR NEW MECH. / ELECT. WORK. WHERE WORK EFFECTS A FIRE RATED PARTITION, MAKE GOOD AS REQ'D. IN ORDER TO MAINTAIN INTEGRITY OF FIRE SEPARATION IN CONFORMANCE WITH ALL GOVERNING CODES AND AUTHORITIES. COORD. W/ MECH. & ELECT. FOR FULL EXTENT OF WORK REQUIRED. MAKE GOOD ALL EXISTING WALL SURFACES READY TO RECEIVE NEW FINISHES. CONTRACTOR TO NOTE THAT THERE ARE MANY AREAS WHERE WALLS HAVE BEEN DAMAGED AND REQUIRE SIGNIFICANT FILLING OF SCRATCHES/GOUGES AS REQUIRED TO OBTAIN A SMOOTH AND HOMOGENOUS SURFACE READY FOR NEW FINISH.

(2c) ALL REDUNDANT MISCELLANEOUS FITMENTS / WALL PROTECTION etc. TO BE REMOVED. PATCH & MAKE GOOD ALL EXISTING WALL SURFACES READY TO RECEIVE NEW FINISHES. ENSURE FLUSH TRANSITION BETWEEN NEW AND EXISTING.

(2d) REMOVE PORTION OF CURTAIN WALL AS SHOWN WITHOUT DAMAGING ADJACENT CURTAIN WALL FRAMING AND GLAZING THAT IS TO REMAIN. RETAIN EXISTING MULLIONS REMOVED FOR RE-USE AT SOUTH FACADE WORK (PATIENT LOUNGE) PROVIDE WEATHERTIGHT INSULATED TEMPORARY CLOSER FOR OPENING IN EXTERIOR ENVELOPE UNTIL NEW WALL ASSEMBLY IS INSTALLED. REFER TO PROPOSED PLANS.

(2e) REMOVE EXISTING WOOD HANDRAIL AND SALVAGE FOR REUSE. ANY EXCESS HANDRAIL TO BE HAND OVER TO OWNER OR DISPOSE AS DIRECTED BY OWNER.

(2f) REMOVE EXISTING WALL TILE AND BACKING TO U/S OF STRUCTURE ABOVE C/W BASE WHERE APPLICABLE SHOWN DASHED. EXISTING METAL STUD TO REMAIN. CAP OFF ALL REDUNDANT SERVICES BEHIND/BELOW FINISHED SURFACES IN CONFORMANCE WITH GOVERNING CODES AND AUTHORITIES AND AS NOTED ON MECH. AND ELECT. DRAWINGS. MODIFY/MAKE GOOD AS REQUIRED FOR INSTALLATION OF NEW MECH./ELEC. SERVICES. PROVIDE NEW GYPSUM BOARD FINISH AS INDICATED AND MAKE GOOD ALL AFFECTED SURFACES AS REQUIRED TO MATCH EXISTING AND READY TO RECEIVE NEW FINISHES.

(2g) REMOVE EXISTING PARTITION C/W WALL TILE AND BACKING TO U/S OF STRUCTURE ABOVE C/W BASE WHERE APPLICABLE SHOWN DASHED. CAP OFF ALL REDUNDANT SERVICES BEHIND/BELOW FINISHED SURFACES IN CONFORMANCE WITH GOVERNING CODES AND AUTHORITIES AND AS NOTED ON MECH. AND ELECT. DRAWINGS. MODIFY/MAKE GOOD AS REQUIRED FOR INSTALLATION OF NEW MECH./ELEC. SERVICES. PROVIDE NEW GYPSUM BOARD FINISH AS INDICATED AND MAKE GOOD ALL AFFECTED SURFACES AS REQUIRED TO MATCH EXISTING AND READY TO RECEIVE NEW FINISHES.

(2h) USE OF HEAVY EQUIPMENT GENERATING NOISE AND VIBRATION IS NOT PERMITTED IN DEMOLITION OF WALLS OR OTHER COMPONENTS. REMOVE CONCRETE BLOCK WALLS REQUIRED WITH MINIMAL NOISE, VIBRATION AND INTERFERENCE TO OTHER FLOORS. COORDINATE SCHEDULE TIME/HOURS WITH OWNER. REFER TO DIV. 1 SPECIFICATIONS.

(2i) RESERVED

(2j) REINSTATE EXISTING FIRE RATED SHAFT WALL TO THE REQUIRED FIRE SEPARATION RATING C/W ULC APPROVED FIRESTOPPING METHODS AND MATERIALS, UPON THE COMPLETION OF NEW WORK FIRE STOP ALL NEW PENETRATIONS.

CEILINGS DEMO NOTES

(3) EXISTING CEILING TO REMAIN. PATCH AND MAKE GOOD AS REQUIRED. PROTECT ALL EXISTING CEILING MOUNTED FIXTURES AND EQUIPMENT. WHERE APPLICABLE PREPARE SURFACE READY TO RECEIVE NEW FINISH.

(3a) PROTECT EXISTING CEILING TO REMAIN. ANY DAMAGE DURING CONSTRUCTION PERIOD DUE TO WORK UNDER THIS CONTRACT SHALL BE MADE GOOD TO MATCH EXISTING TO THE COMPLETE SATISFACTION AND AT NO EXPENSE TO THE OWNER.

(3b) REMOVE EXISTING CEILING C/W T-BAR GRID, ELECT. & MECH. FIXTURES ETC. COORDINATE WITH MECHANICAL AND ELECTRICAL DIVISIONS.

(3c) REMOVE AND DISPOSE OF EXISTING GYPSUM BOARD CEILING COMPLETE WITH ASSOCIATED SUPPORT FRAMING. ELECT. AND MECH. FIXTURES ETC. SHALL BE RETURNED TO OWNER OR DISPOSE OF AS INSTRUCTED BY OWNER. COORDINATE WITH MECH. AND ELECT.

(3d) REMOVE EXISTING HANGING METAL STRIP SLIDING SUPPORT STRUCTURE SUSPENDED FROM CONC. SLAB ABOVE AND RELATED FITMENTS IN GOOD CONDITION AND HAND OVER TO OWNER OR DISPOSE OF AS INSTRUCTED BY OWNER.

(3e) REMOVE EXISTING METAL CEILING, ELECT. & MECH. FIXTURES ETC. SHOWN DASHED IN GOOD CONDITION AND HAND OVER TO OWNER OR DISPOSE OF AS INSTRUCTED BY OWNER. COORDINATE WITH MECHANICAL AND ELECTRICAL DIVISIONS. ALL EXISTING METAL STRIP CEILING IS TO BE CAREFULLY REMOVED AND HANDED OVER FOR THE OWNER.

DOORS AND WINDOWS

(4) REMOVE EXISTING DOOR & FRAME c/w HARDWARE SHOWN DASHED. COORDINATE w/ ELECTRICAL CONTRACTOR TO DISCONNECT / REMOVE DOOR CONTROLS AS REQUIRED. CONFIRM WITH OWNER IF DOORS AND HARDWARE ARE TO BE HANDED OVER OR DISPOSED OF BY THE CONTRACTOR.

(4a) REMOVE PORTION OF EXISTING WALL TO ACCOMMODATE NEW DOOR & FRAME.

(4b) EXISTING DOOR AND FRAME TO REMAIN. PROTECT EXISTING DOORS AND FRAME FROM DAMAGE DURING DURATION OF CONSTRUCTION PERIOD. ANY DAMAGE TO DOOR DUE TO WORK UNDER THIS CONTRACT SHALL BE MADE GOOD TO MATCH EXISTING TO THE COMPLETE SATISFACTION AND AT NO EXPENSE TO OWNER. PREP AS REQUIRED TO RECEIVE NEW FINISHES. REFER TO DOOR, HARDWARE AND FINISH SCHEDULES.

(4c) REMOVE AND DISPOSE OF EXISTING INTERIOR GLAZING C/W WITH GLAZING FRAME.

(4d) CAREFULLY REMOVE FOLDING PARTITION AND ALL ASSOCIATED FITMENTS, HAND OVER TO OWNER OR DISPOSE OF AS DIRECTED BY OWNER.

MILLWORK

(5) REMOVE EXISTING MILLWORK IN GOOD CONDITION COMPLETE WITH PLUMBING FIXTURES (WHERE APPLICABLE) AND ALL RELATED FITMENTS SHOWN DASHED AND HAND OVER TO OWNER OR DISPOSE OF AS INSTRUCTED BY OWNER. CAP OFF ALL SERVICES BEHIND/BELOW FINISHED SURFACES IN CONFORMANCE WITH ALL GOVERNING CODES AND AUTHORITIES AND MAKE GOOD ALL AFFECTED SURFACES AS REQUIRED READY TO RECEIVE NEW FINISHES.

(5a) PROTECT EXISTING MILLWORK FROM DAMAGE DURING CONSTRUCTION. ANY DAMAGE DURING CONSTRUCTION PERIOD DUE TO WORK UNDER THIS CONTRACT SHALL BE MADE GOOD TO MATCH EXISTING TO THE COMPLETE SATISFACTION AND AT NO EXPENSE TO THE OWNER.

MISCELLANEOUS

(6) REMOVE AND/OR RELOCATE ANY FITMENT/ ITEM (I.E. SIGNAGE, PASS-THRU, TACK BOARDS, ETC.) FOUND REDUNDANT OR IN CONFLICT DUE TO NEW WORK UNDER THIS CONTRACT AND AS INSTRUCTED BY OWNER. (TYPICAL THROUGHOUT)

(6a) EXISTING EQUIPMENT, FURNITURE, WALL MOUNTED DEVICES, WALL MOUNTED ACCESSORIES IN AREA TO BE REMOVED, TEMPORARILY RELOCATED, HANDED OVER TO OWNER OR DISPOSE OF AS INSTRUCTED BY OWEN PRIOR TO COMMENCEMENT OF WORK IN THE AREA. COORDINATE WITH THE SCHEDULE AND SCOPE OF WORK WITH OWNER. (TYPICAL THROUGHOUT)

(6b) REMOVE EXISTING WASHROOM PARTITION AND ALL RELATED FITMENT IN GOOD CONDITION AND HAND OVER TO OWNER FOR REUSE OR DISPOSE OF AS INSTRUCTED BY OWNER PRIOR TO COMMENCEMENT OF WORK IN THE AREA.

(6c) REMOVE EXISTING ROLLER SHADES/BLINDS IN GOOD CONDITION AND HANDOVER TO OWNER OR DISPOSE OF AS INSTRUCTED BY OWNER.

(6d) PROTECT AND OR RELOCATE EQUIPMENT/FURNITURE DURING CONSTRUCTION AS DIRECTED BY OWNER. ANY DAMAGE TO EXISTING EQUIPMENT/FURNITURE DUE TO WORK UNDER THIS CONTRACT SHALL BE MADE GOOD/REPLACED TO MATCH EXISTING TO THE COMPLETE SATISFACTION AND AT NO EXPENSE TO THE OWNER.

(6e) REMOVE EXISTING CHEMICAL MIXER AND RELATED FITMENT IN GOOD CONDITION AND HAND OVER TO OWNER OR DISPOSE OF AS DIRECTED BY OWNER.

MECHANICAL & ELECTRICAL

(7) REMOVE EXIST. MECH. AND ELECT. FIXTURES / SERVICES AND ALL RELATED FITMENTS SHOWN DASHED IN GOOD CONDITION AND HAND OVER TO OWNER FOR POSSIBLE REUSE/RELOCATION OR DISPOSE OF AS INSTRUCTED BY OWNER. CAP OFF ALL SERVICES BEHIND/BELOW FINISHED SURFACES IN CONFORMANCE WITH ALL GOVERNING CODES AND AUTHORITIES. COORD. WITH MECH. & ELECT. TRADES FOR FULL EXTENT OF MECH. AND ELECT. DEMOLITION WORK REQUIRED. MAKE GOOD ALL AFFECTED SURFACES AS REQUIRED READY TO RECEIVE NEW FINISHES.

(7a) REMOVE EXISTING BASE HEATERS AND/OR CABINET HEATER AND ALL RELATED FITMENTS SHOWN DASHED IN GOOD CONDITION AND HAND OVER TO OWNER OR DISPOSE OF AS INSTRUCTED BY OWNER. CAP OFF ALL SERVICES IN CONFORMANCE WITH ALL GOVERNING CODES AND AUTHORITIES. COORD. WITH MECH. AND ELECT. TRADES FOR FULL EXTENT OF MECH. AND ELECT. DEMOLITION WORK REQUIRED. MAKE GOOD ALL AFFECTED SURFACES AS REQUIRED READY TO RECEIVE NEW FINISHES.

(7b) REMOVE EXISTING DOOR OPERATOR AND PUSH BUTTONS IN GOOD CONDITION AND HAND OVER TO OWNER IN GOOD CONDITION. COORDINATE WITH ELECTRICAL DIVISION FOR FULL EXTENT OF ELECT. WORK REQUIRED.

(7c) REMOVE EXISTING CARD READER AND RELATED FITMENTS IN GOOD CONDITION AND HAND OVER TO OWNER IN GOOD CONDITION. COORDINATE WITH ELECTRICAL DIVISION FOR FULL EXTENT OF ELECT. WORK REQUIRED.

(7d) REMOVE EXISTING FLOOR DRAIN AND ASSOCIATED PIPING. CAP OFF ALL SERVICES BELOW FINISHED SURFACES IN CONFORMANCE WITH ALL GOVERNING CODES AND AUTHORITIES. COORD. WITH MECH. TRADES AND MECH. DRAWINGS FOR FULL EXTENT OF MECH. DEMOLITION WORK REQUIRED. PREPARE CORE TO BE FILLED AS PER STRUCTURAL DRAWINGS. MAKE GOOD ALL AFFECTED SURFACES AS REQUIRED READY TO RECEIVE NEW FINISHES.

(7e) CAREFULLY REMOVE EXISTING CEILING HUNG PROJECTOR, PROJECTION SCREEN AND WALL MOUNTED CAMERA AND ALL RELATED FITMENT FOR ELECTRONIC EQUIPMENT IN GOOD CONDITION AND HAND OVER TO OWNER OR DISPOSE OF AS DIRECTED BY OWNER.

(7f) EXISTING F.H.C. TO BE REMOVED AND PIPING REROUTED TO NEW LOCATION AS REQUIRED IN CONFORMANCE WITH ALL GOVERNING CODES AND AUTHORITIES. REFER TO MECHANICAL DRAWINGS AND MECHANICAL TRADE FOR FULL EXTENT OF WORK. CONTRACTOR TO COORD. SHUT-OFFS WITH OWNER AND GOVERNING AUTHORITIES AS PER CONSTRUCTION DOCUMENTS.

(7g) RESERVED

(7h) REMOVE EXISTING CCTV CAMERA IN GOOD CONDITION, ALONG WITH ALL ASSOCIATED PARTS AND COMPONENTS. PROTECT DURING CONSTRUCTION AND RE INSTALL IN NEW LOCATIONS AS PER ELECTRICAL DRAWINGS. REFER AND COORD. WITH ELECTRICAL THE REMOVAL, PROTECTING, AND REINSTALLATION WORK FOR THE CCTV CAMERA. COORD. NEW MOUNTING HEIGHT WITH ELECT. AND WITH THE OWNER PRIOR TO REINSTALLATION.

(7p) REMOVE EXISTING FLOOR RECEPTACLES. CAP ALL SERVICES BEHIND/BELOW SURFACES IN CONFORMANCE WITH ALL GOVERNING CODES AND AUTHORITIES. COORDINATE WITH ELECTRICAL TRADES FOR FULL EXTENT OF ELECTRICAL DEMOLITION WORK REQUIRED. PREPARE CORE TO BE FILLED AS PER STRUCTURAL DRAWINGS AND MAKE GOOD ALL AFFECTED SURFACES AS REQUIRED READY TO RECEIVE NEW FINISHES.

HDR ARCHITECTURE ASSOCIATES INC.
70 UNIVERSITY AVENUE,
SUITE 800

10428557
SUNNYBROOK HEALTH SCIENCES CENTRE EMERGENCY DEPARTMENT RENOVATIONS

2075 Bayview Avenue, North York, ON M4N 3M5

Sunnybrook HEALTH SCIENCES CENTRE

Project Manager	HDR
Project Designer	HDR
Project Architect	HDR
Mechanical Engineer	HHA
Electrical Engineer	HHA
Interior Designer	HDR
Equipment Planner	HDR
Wayfinding	---
Drawn By	Author

MARK	DATE	DESCRIPTION
1	2026.03.31	Issued for 100% CD
2	2026.08.19	Issued for Tender

Project Number	10428557
Original Issue	03/31/2026 -

Professional Certification

Sheet Name
DEMOLITION NOTES AND LEGEND

Scale
1 : 1

Sheet Number
A-005

Autodesk Docs://10428557_SHSC_sw25842_ED_Reno/10428557-A-SHSC-ED Reno.rvt
8/19/2026 10:33:03 AM

HOARDING WALL LEGEND

SHADED AREA GENERALLY DENOTES EXISTING TO REMAIN. PERFORM ADDITIONAL CUT AND PATCH AS INDICATED ON DOCUMENTS

HOARDING WALL TYPE H2
REFER TO SHEETS A-300

MAIN ENTRANCE

EXITS

HOARDING GENERAL NOTES:

1. THE PROJECT WOULD HAVE 3 PHASES : DECONTAMINATION ROOM, SECURITY AND MED ROOM
   1.1- SECURITY BOOTH AND MED ROOM TO BE DONE SEQUENTIALLY BUT THE ORDER TO BE DECIDED AFTER TENDER
   1.2- DECONTAMINATION ROOM CAN BE DONE IN PARALLEL WITH THE OTHER PHASES
2. DECONTAMINATION ROOM HOARDING ENTRANCE TO BE DONE FROM THE BUILDING EXTERIOR.
3. SECURITY BOOTH WORK TO BE DONE IN SUB-PHASES:
   3.1- NEW BOOTH DEMO AND INSTALL
   3.2- DEMO EXISTING BOOTH AND INSTALL PARTITION WALL AND DOOR
   3.3- REMOVE EXISTING HALF WALL FROM WAITING AREA
   3.4- INSTALL FLOORING
4. MED ROOM HOARDING TO BE DONE SUCH IT ALLOWS STRETCHER BEDS PASSING

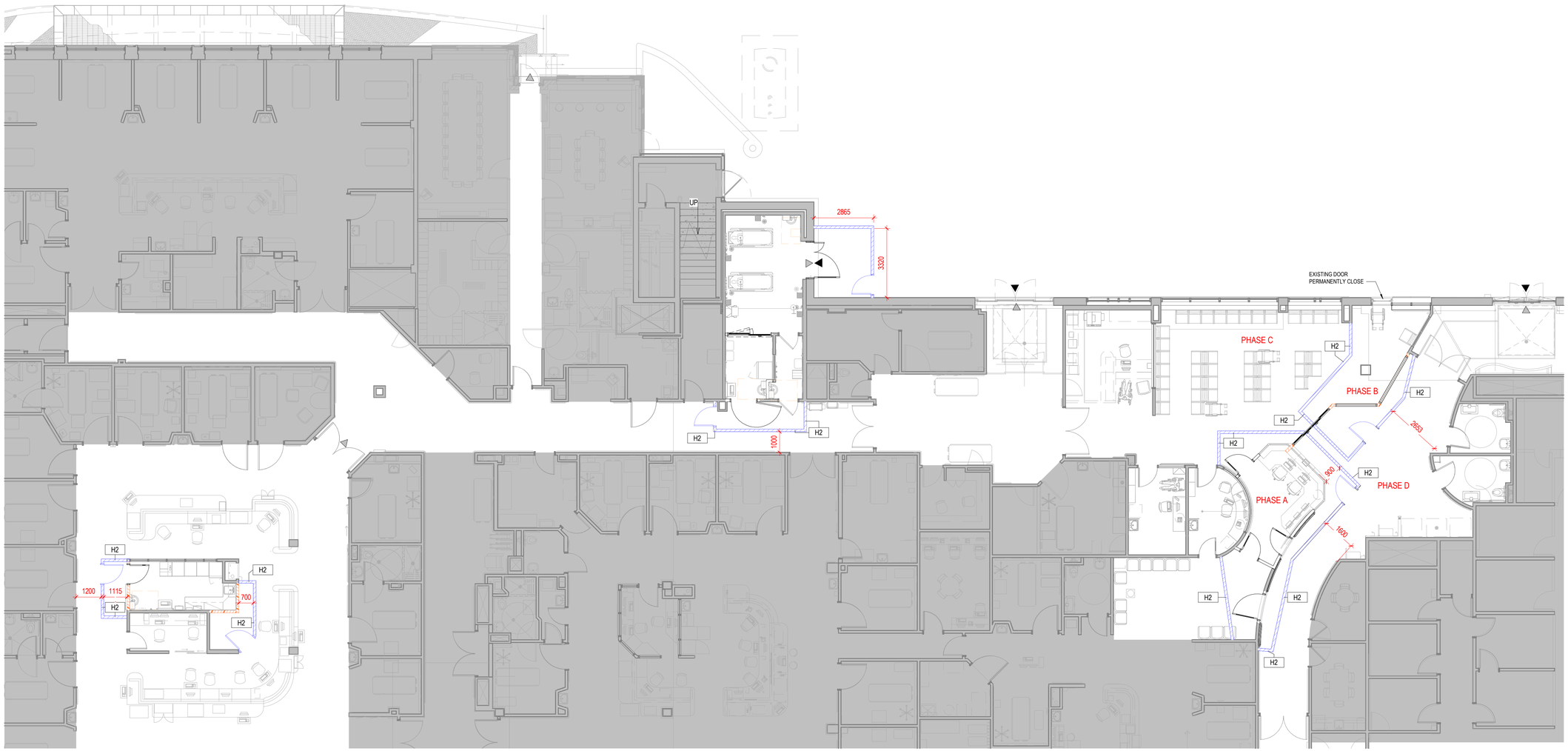

1 HOARDING PLAN
1 : 100

HDR ARCHITECTURE ASSOCIATES INC.
70 UNIVERSITY AVENUE,
SUITE 800

10428557
SUNNYBROOK HEALTH SCIENCES CENTRE
EMERGENCY DEPARTMENT RENOVATIONS

2075 Bayview Avenue, North York,
ON M4N 3M5

Sunnybrook
HEALTH SCIENCES CENTRE

Project Manager	HDR
Project Designer	HDR
Project Architect	HDR
Mechanical Engineer	HHA
Electrical Engineer	HHA
Interior Designer	HDR
Equipment Planner	HDR
Wayfinding	---
Drawn By	Author

MARK	DATE	DESCRIPTION
1	2026.03.31	Issued for 100% CD
2	2026.08.19	Issued for Tender

Project Number	10428557
Original Issue	03/31/2026 -

Professional Certification

Sheet Name
HOARDING PLAN - NOTES AND LEGEND

Scale
As indicated

Sheet Number
A-006

Autodesk Docs://10428557_SHSC_sw25842_ED_Reno/10428557-A-SHSC-ED Reno.rvt
8/19/2026 10:33:11 AM

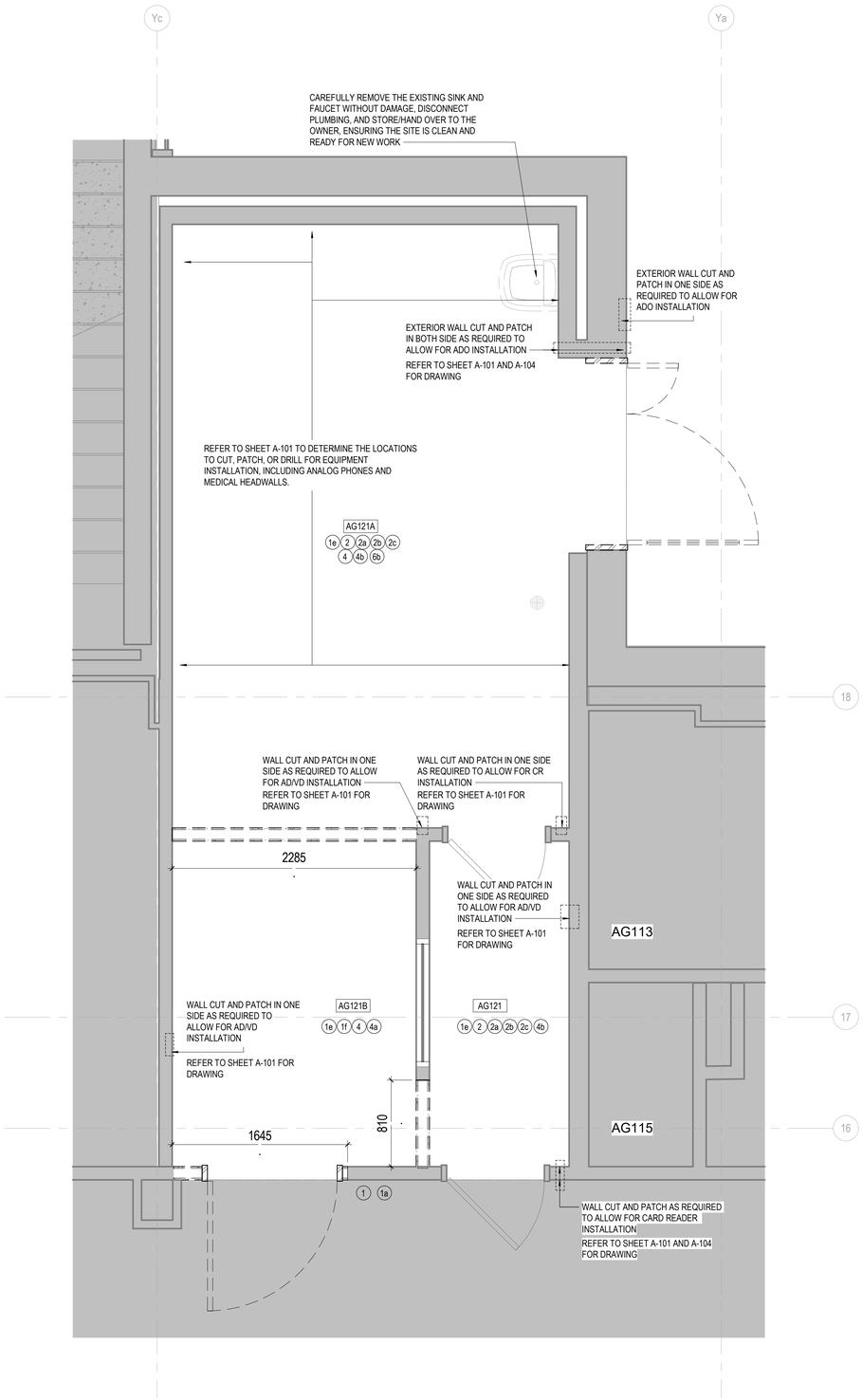

1 DEMOLITION PLAN - DECONTAMINATION ROOM

1 : 25

GENERAL DEMOLITION / CUT & PATCH NOTES

1. THE CONTRACTOR SHALL NOTE THAT THE BUILDING IS OCCUPIED; PATIENT AND PUBLIC SAFETY, SECURITY AND CONVENIENCE SHALL GOVERN OVER THE CONTRACTORS' SCHEDULE AND CONVENIENCE WITHOUT EXCEPTION.

2. SHADED / TONED AREAS ARE SHOWN FOR GENERAL INFORMATION PURPOSES ONLY. CONTRACTOR SHALL REFER TO THE ENTIRE SET OF CONTRACT DOCUMENTS FOR COMPLETE SCOPE OF WORK.

3. THE CONSULTANT DOES NOT WARRANT THE ACCURACY OF AS BUILT DRAWINGS, DIMENSIONS OR MATERIALS REPRESENTED ON THE DRAWINGS. DRAWINGS SHOWING EXISTING CONDITIONS ARE PROVIDED FOR THE CONTRACTORS' CONVENIENCE.

4. DEMOLITION WORK SHALL NOT BEGIN UNTIL SUCH TIME AS ALL TEMPORARY HOARDINGS, BARRICADES, SECURITY DEVICES, WAYFINDING AND SAFETY SIGNAGE IS IN PLACE. EXACT LOCATION AND TYPE OF CONSTRUCTION HOARDING C/W DOOR LOCATIONS TO BE COORDINATED ON SITE WITH CONSULTANTS AND OWNER PRIOR TO INSTALLATION.

5. THE CONTRACTOR SHALL COORDINATE AND EXECUTE ALL DEMOLITION WORK AS REQUIRED TO ACCOMMODATE THE NEW WORK SHOWN ON ALL CONSULTANT DRAWINGS. MAKE GOOD ALL SUBSTRATES AND FINISHES TO MATCH EXISTING.

6. THE CONTRACTOR SHALL DETERMINE THE DIVISION OF DEMOLITION WORK BETWEEN THE VARIOUS TRADES. NOTWITHSTANDING, THE AGGREGATE OF ALL DEMOLITION WORK REQUIRED TO SATISFACTORILY COMPLETE THE EXECUTION OF ALL NEW WORK SHALL BE THE SOLE RESPONSIBILITY OF THE CONTRACTOR.

7. EXISTING DIMENSIONS ARE PROVIDED FOR REFERENCE PURPOSES ONLY. THE CONTRACTOR SHALL SITE VERIFY ALL DIMENSIONS AFFECTING THE WORK PRIOR TO CONSTRUCTION AND NOTIFY THE CONSULTANT OF ANY DISCREPANCIES PRIOR TO PROCEEDING WITH THE CONSTRUCTION.

8. REMOVE ALL DEBRIS AS A RESULT OF EACH DAYS DEMOLITION AT THE END OF EACH WORKING DAY AND SWEEP WORK AREA CLEAN. THE OWNER SHALL NOT BE RESPONSIBLE FOR TOOLS, MATERIALS LEFT AT THE PLACE OF WORK.

9. MAKE ACCEPTABLE ARRANGEMENTS WITH THE OWNER FOR THE REMOVAL OF REFUSE OFF THE SITE. (REFER TO CONSTRUCTION CONTROL PLANS & NOTES WHERE PROVIDED)

10. GENERAL CONTRACTOR SHALL MAKE PROVISIONS FOR ALL HOARDING, REMOVALS, SHUTDOWNS, ALL CUT AND PATCH WORK REQUIRED TO COMPLETE ALL WORK SHOWN ON ALL CONSULTANTS' DRAWINGS AND SPECIFICATIONS. THE CONTRACTOR SHALL BE RESPONSIBLE TO COORDINATE ALL CUT AND PATCH WORK BETWEEN THE TRADES INCLUDING, BUT NOT LIMITED TO, MECHANICAL, ELECTRICAL, STRUCTURAL AND EQUIPMENT VENDORS. ALL WORK DONE OUTSIDE THE WORK AREA INDICATED ON CONSTRUCTION CONTROL PLANS (WHERE PROVIDED) SHALL BE DONE AFTER HOURS / NIGHT WORK WHERE ACCESS DURING REGULAR BUSINESS HOURS ARE NOT POSSIBLE (MAKE ALLOWANCE). PERFORM WORK WITH CARE SO AS NOT TO AFFECT ADJACENT FINISHES, FIXTURES, EQUIPMENT, ETC. COORDINATE ACCESS TO RESTRICTED AREAS WITH THE OWNER AS PER CONSTRUCTION CONTROL DOCUMENTS.

11. THE TERM "TO MATCH EXISTING" IMPLIES THAT METHODS OF CONSTRUCTION AND USE OF MATERIALS AND PRODUCTS MATCH THE EXISTING CONDITIONS. THESE STANDARDS SHALL BE ESTABLISHED BY INFORMATION PROVIDED IN DRAWINGS AND SPECIFICATIONS AND VIA VISUAL INSPECTION MADE AVAILABLE TO THE CONTRACTORS' DURING THE BIDDING PHASE.

12. MAINTAIN INTEGRITY OF EXISTING FIRE SEPARATIONS INCLUDING WALLS, FLOORS AND ROOFS. WHERE NEW PENETRATIONS ARE MADE MAKE GOOD AND REPAIR AS REQUIRED TO ENSURE INTEGRITY OF SEPARATIONS C/W ULC APPROVED FIRESTOPPING. WHERE OPENINGS THRU EXISTING ROOFS / FLOOR SLABS ARE MADE THE CONTRACTOR SHALL DETERMINE THE MOST APPROPRIATE MATERIAL BASED UPON INDICATED FIRE RATING SHOULD NO ULC REFERENCE BE SPECIFIED. MAKE ALLOWANCES IN THE BID TO RESTORE SEPARATIONS TO THE COMPLETE SATISFACTION OF THE DESIGNATED INSPECTION & TESTING REPRESENTATIVE. THE CONTRACTOR SHALL BE RESPONSIBLE FOR PERFORMING ALL SUCH WORK IN COMPLIANCE WITH APPLICABLE CODES, REGULATIONS AND TO THE FULL SATISFACTION OF THE INSPECTION AND TESTING REPRESENTATIVE.

13. PROVIDE SELF-LEVELING CONCRETE TOPPING WHERE REQUIRED TO MEET FLOOR FLATNESS REQUIREMENTS OF EQUIPMENT VENDOR, TO MAKE LEVEL WITH ADJACENT FINISHED FLOORS OR AS REQUIRED TO FILL IN VOIDS AS A RESULT OF DEMOLITION WORK UNDER THE SCOPE OF THIS PROJECT. CONFIRM FLATNESS REQUIREMENTS WITH CONSULTANT. PROVIDE THE EQUIPMENT VENDOR WITH FLOOR FLATNESS TESTING RESULTS FROM CONSULTANT WHERE NOTED ON VENDOR DRAWINGS.

14. MAINTAIN CLEARANCES IN CORRIDORS ADJACENT HOARDING AS REQUIRED TO MAINTAIN ACCESSIBILITY / FUNCTIONALITY OF THE FACILITY.

15. SCHEDULE ALL WORK OUTSIDE THE DESIGNATED WORK AREA WITH THE OWNER IN ADVANCE AS NOTED IN THE CONSTRUCTION DOCUMENTS . EXISTING CORRIDORS ARE TO REMAIN IN USE AT ALL TIMES. SUPPLY NECESSARY DUST PROOF AND SOUND PROOF BARRIERS AS REQUIRED AND STAGE WORK AS REQUIRED TO ACCOMMODATE SUCH REQUIREMENTS. PERFORM WORK IN PUBLIC AREAS / CORRIDORS AFTER HOURS OR AS OTHERWISE INDICATED ON CONSTRUCTION DRAWINGS.

16. DO NOT COMMENCE WORK IN THE EXISTING AREAS UNTIL SUCH TIME AS THEY ARE VACATED AND ALL FURNITURE AND LOOSE FITMENTS HAVE BEEN REMOVED BY THE OWNER. PLEASE NOTE THAT THE OWNER MAY REQUIRE SIGN OFF OF ROOM PRIOR TO COMMENCING THE WORK.

17. ALL NOISY WORK PERFORMED BY CONTRACTOR (SAW CUTTING OF EXISTING SLABS, CUTTING OF STEEL, INSTALLING HANGARS, PLACING BEAMS & WELDING, SHOTBLASTING, SLAB DEMOLITION, ETC.) SHALL BE RESTRICTED TO THE HOURS INDICATED ON CONSTRUCTION CONTROL DRAWINGS.

18. PROVIDE MAGNEHELIC GAUGES ADJACENT HOARDING DOOR ENTRANCES TO CONSTRUCTION AREAS, MAINTAIN PRESSURE DIFFERENTIAL WITHIN THE WORK AREA BY MEANS OF AIR BALANCING AND PROVIDE TACK MATS AT ALL ENTRANCES TO THE WORK AREA WHERE REQUIRED BY THE OWNER THEIR UNDER THEIR INFECTION PREVENTION AND CONTROL GUIDELINES.

19. MAKE GOOD EXISTING WALLS, FLOORS AND CEILINGS AREAS AFFECTED BY DEMOLITION / NEW WORK WITH NEW FINISHES TO MATCH EXISTING ADJACENT AREAS.

20. WHERE EXISTING WALLS ARE TO BE REMOVED TO U/S OF STRUCTURE ENSURE THAT EXISTING PENETRATING DUCTWORK, PLUMBING, CONDUITS, ETC. ARE LEFT INTACT, RESTORED AND IN WORKING ORDER. COORDINATE WITH OWNER FOR TEMPORARY SHUTDOWNS OF MECHANICAL AND ELECTRICAL ITEMS.

21. REMOVE PORTIONS OF EXISTING CEILINGS WHICH ARE INDICATED TO REMAIN AS REQUIRED TO PROVIDE ACCESS FOR NEW WORK BY OTHER TRADES AS PART OF THIS CONTRACT. REINSTALL / RESTORE CEILINGS AND / OR MAKE GOOD WITH NEW TO MATCH IMMEDIATELY FOLLOWING COMPLETION OF THE WORK BY OTHER TRADES WHERE CEILING TILES OR GRID ARE ALTERED OR DAMAGED BY THE WORK, REPLACE THE RECLAIMED TILES IN GOOD CONDITION OR NEW. PROVIDE NEW PRIME / PAINT ON GYPSUM BOARD SUBSTRATES MATCH EXISTING ADJACENT SURFACES.

22. PROTECT EXISTING FLOORS, CEILINGS, WALLS, FURNITURE, EQUIPMENT ETC. FROM DAMAGE AND MAKE GOOD ANY DAMAGE TO EXISTING BY THIS CONTRACT.

23. MAKE OPENINGS IN EXISTING WALLS AND PARTITIONS FOR NEW PIPE STACKS AND CONNECTIONS TO EXISTING PIPE STACKS BY MECHANICAL AS REQUIRED. MAKE GOOD IMMEDIATELY AFTER WORK BY MECHANICAL IS COMPLETE, READY FOR PAINT FINISH TO MATCH EXISTING ADJACENT SURFACES.

24. PERFORM ABOVE CEILING CHECKS WHERE ACCESS IS FEASIBLE. THE CONTRACTOR SHALL REPORT ANY DISCREPANCIES BETWEEN THE DRAWINGS AND SPECIFICATIONS AND THE SITE CONDITIONS TO THE CONSULTANT PRIOR TO COMMENCING THE WORK.

25. COORDINATE THE REMOVAL AND RELOCATION OF ALL PIPING, DUCTS, SPRINKLER LINES, CONDUIT, TELEPHONE, FIRE ALARM DEVICES, CABLES ETC. AND MAKE GOOD SLAB PENETRATIONS INCLUDING FIRESTOPPING IN CONFORMANCE WITH STRUCTURAL DETAILS AND APPLICABLE CODES.

26. COORDINATE WORK AFFECTING FIRE SAFETY AND SMOKE / HEAT DETECTION SYSTEMS WITH CONSULTANT AND GOVERNING AUTHORITIES PRIOR TO COMMENCING THE WORK.

27. COORDINATE RELOCATION OF EXISTING DUCTWORK, PIPES, CONDUITS ETC. AS REQUIRED TO ACCOMMODATE NEW CEILING HEIGHTS INDICATED ON DRAWINGS.

28. ALL EXISTING SUPPLY AND RETURN DIFFUSERS INDICATED TO REMAIN OR BE RELOCATED SHALL BE REMOVED, CLEANED AND REINSTALLED IN NEW CEILING. MODIFY DUCTWORK WHERE REQUIRED TO SUIT NEW CEILING LAYOUT.
REMOVE EXISTING DIFFUSERS, DUCTWORK, DAMPERS, ETC. AND STORE FOR REUSE AS INDICATED ON MECHANICAL DRAWINGS.

29. REMOVE AND CAP OFF ALL PLUMBING AS REQUIRED TO ACCOMMODATE NEW WORK. MAKE GOOD EXISTING SURFACES DAMAGED BY THE WORK, READY FOR NEW FINISHES OR TO MATCH EXISTING ADJACENT FINISH.

30. MAKE OPENINGS IN EXISTING WALLS AND PARTITIONS FOR NEW PIPE STACKS AND CONNECTIONS TO EXISTING PIPE STACKS BY MECHANICAL CONTRACT AS REQUIRED. MAKE GOOD IMMEDIATELY AFTER WORK IS COMPLETE READY FOR FINISHES TO MATCH EXISTING ADJACENT SURFACES.

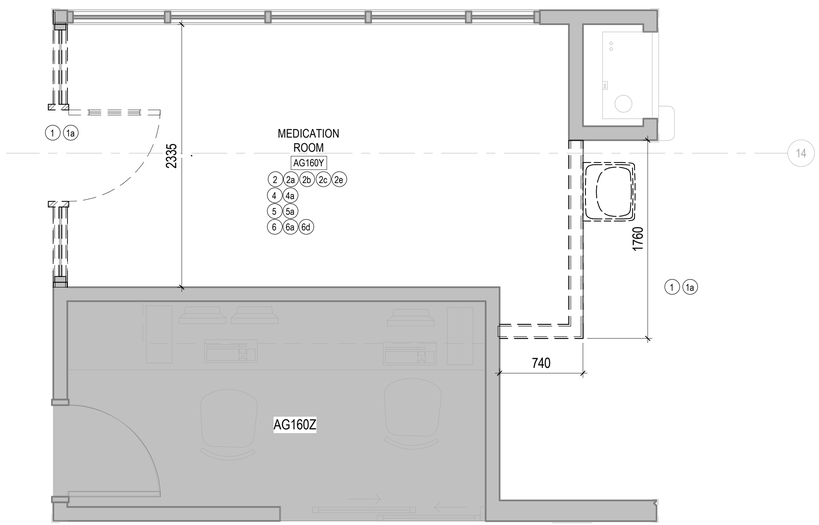

3 ENLARGED DEMO - MED ROOM1

1 : 25

HDR ARCHITECTURE ASSOCIATES INC.
70 UNIVERSITY AVENUE,
SUITE 800

10428557
SUNNYBROOK HEALTH SCIENCES CENTRE EMERGENCY DEPARTMENT RENOVATIONS

2075 Bayview Avenue, North York,
ON M4N 3M5

Sunnybrook HEALTH SCIENCES CENTRE

Project Manager	HDR
Project Designer	HDR
Project Architect	HDR
Mechanical Engineer	HHA
Electrical Engineer	HHA
Interior Designer	HDR
Equipment Planner	HDR
Wayfinding	---
Drawn By	Author

MARK	DATE	DESCRIPTION
1	2026.03.31	Issued for 100% CD
2	2026.08.19	Issued for Tender

Project Number	10428557
Original Issue	03/31/2026 -

Professional Certification

Sheet Name

DEMOLITION PLAN - DECONTAMINATION AND MEDICATION ROOM

Scale

1 : 25

Sheet Number

A-007

Autodesk Docs://10428557_SHSC_sw25842_ED_Reno/10428557-A-SHSC-ED Reno.rvt
8/19/2026 10:33:12 AM

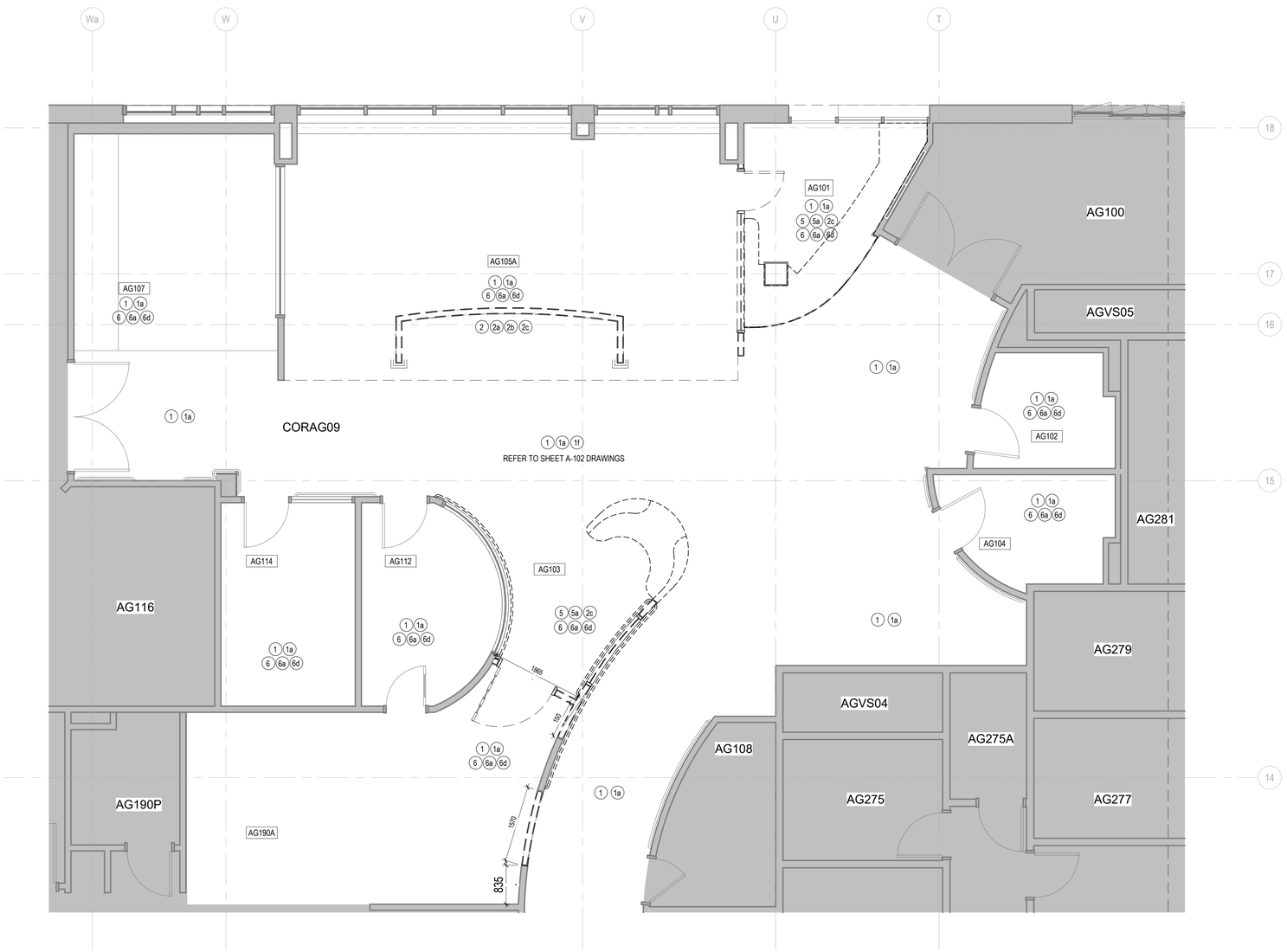

1 DEMOLITION PLAN - SECURITY AREA

1 : 50

GENERAL DEMOLITION / CUT & PATCH NOTES

1. THE CONTRACTOR SHALL NOTE THAT THE BUILDING IS OCCUPIED; PATIENT AND PUBLIC SAFETY, SECURITY AND CONVENIENCE SHALL GOVERN OVER THE CONTRACTORS' SCHEDULE AND CONVENIENCE WITHOUT EXCEPTION.

2. SHADED / TONED AREAS ARE SHOWN FOR GENERAL INFORMATION PURPOSES ONLY. CONTRACTOR SHALL REFER TO THE ENTIRE SET OF CONTRACT DOCUMENTS FOR COMPLETE SCOPE OF WORK.

3. THE CONSULTANT DOES NOT WARRANT THE ACCURACY OF AS BUILT DRAWINGS, DIMENSIONS OR MATERIALS REPRESENTED ON THE DRAWINGS. DRAWINGS SHOWING EXISTING CONDITIONS ARE PROVIDED FOR THE CONTRACTORS' CONVENIENCE.

4. DEMOLITION WORK SHALL NOT BEGIN UNTIL SUCH TIME AS ALL TEMPORARY HOARDINGS, BARRICADES, SECURITY DEVICES, WAYFINDING AND SAFETY SIGNAGE IS IN PLACE. EXACT LOCATION AND TYPE OF CONSTRUCTION HOARDING C/W DOOR LOCATIONS TO BE COORDINATED ON SITE WITH CONSULTANTS AND OWNER PRIOR TO INSTALLATION.

5. THE CONTRACTOR SHALL COORDINATE AND EXECUTE ALL DEMOLITION WORK AS REQUIRED TO ACCOMMODATE THE NEW WORK SHOWN ON ALL CONSULTANT DRAWINGS. MAKE GOOD ALL SUBSTRATES AND FINISHES TO MATCH EXISTING.

6. THE CONTRACTOR SHALL DETERMINE THE DIVISION OF DEMOLITION WORK BETWEEN THE VARIOUS TRADES. NOTWITHSTANDING, THE AGGREGATE OF ALL DEMOLITION WORK REQUIRED TO SATISFACTORILY COMPLETE THE EXECUTION OF ALL NEW WORK SHALL BE THE SOLE RESPONSIBILITY OF THE CONTRACTOR.

7. EXISTING DIMENSIONS ARE PROVIDED FOR REFERENCE PURPOSES ONLY. THE CONTRACTOR SHALL SITE VERIFY ALL DIMENSIONS AFFECTING THE WORK PRIOR TO CONSTRUCTION AND NOTIFY THE CONSULTANT OF ANY DISCREPANCIES PRIOR TO PROCEEDING WITH THE CONSTRUCTION.

8. REMOVE ALL DEBRIS AS A RESULT OF EACH DAYS DEMOLITION AT THE END OF EACH WORKING DAY AND SWEEP WORK AREA CLEAN. THE OWNER SHALL NOT BE RESPONSIBLE FOR TOOLS, MATERIALS LEFT AT THE PLACE OF WORK.

9. MAKE ACCEPTABLE ARRANGEMENTS WITH THE OWNER FOR THE REMOVAL OF REFUSE OFF THE SITE. (REFER TO CONSTRUCTION CONTROL PLANS & NOTES WHERE PROVIDED)

10. GENERAL CONTRACTOR SHALL MAKE PROVISIONS FOR ALL HOARDING, REMOVALS, SHUTDOWNS, ALL CUT AND PATCH WORK REQUIRED TO COMPLETE ALL WORK SHOWN ON ALL CONSULTANTS' DRAWINGS AND SPECIFICATIONS. THE CONTRACTOR SHALL BE RESPONSIBLE TO COORDINATE ALL CUT AND PATCH WORK BETWEEN THE TRADES INCLUDING, BUT NOT LIMITED TO, MECHANICAL, ELECTRICAL, STRUCTURAL AND EQUIPMENT VENDORS. ALL WORK DONE OUTSIDE THE WORK AREA INDICATED ON CONSTRUCTION CONTROL PLANS (WHERE PROVIDED) SHALL BE DONE AFTER HOURS / NIGHT WORK WHERE ACCESS DURING REGULAR BUSINESS HOURS ARE NOT POSSIBLE (MAKE ALLOWANCE). PERFORM WORK WITH CARE SO AS NOT TO AFFECT ADJACENT FINISHES, FIXTURES, EQUIPMENT, ETC. COORDINATE ACCESS TO RESTRICTED AREAS WITH THE OWNER AS PER CONSTRUCTION CONTROL DOCUMENTS.

11. THE TERM "TO MATCH EXISTING" IMPLIES THAT METHODS OF CONSTRUCTION AND USE OF MATERIALS AND PRODUCTS MATCH THE EXISTING CONDITIONS. THESE STANDARDS SHALL BE ESTABLISHED BY INFORMATION PROVIDED IN DRAWINGS AND SPECIFICATIONS AND VIA VISUAL INSPECTION MADE AVAILABLE TO THE CONTRACTORS' DURING THE BIDDING PHASE.

12. MAINTAIN INTEGRITY OF EXISTING FIRE SEPARATIONS INCLUDING WALLS, FLOORS AND ROOFS. WHERE NEW PENETRATIONS ARE MADE MAKE GOOD AND REPAIR AS REQUIRED TO ENSURE INTEGRITY OF SEPARATIONS C/W ULC APPROVED FIRESTOPPING. WHERE OPENINGS THRU EXISTING ROOFS / FLOOR SLABS ARE MADE THE CONTRACTOR SHALL DETERMINE THE MOST APPROPRIATE MATERIAL BASED UPON INDICATED FIRE RATING SHOULD NO ULC REFERENCE BE SPECIFIED. MAKE ALLOWANCES IN THE BID TO RESTORE SEPARATIONS TO THE COMPLETE SATISFACTION OF THE DESIGNATED INSPECTION & TESTING REPRESENTATIVE. THE CONTRACTOR SHALL BE RESPONSIBLE FOR PERFORMING ALL SUCH WORK IN COMPLIANCE WITH APPLICABLE CODES, REGULATIONS AND TO THE FULL SATISFACTION OF THE INSPECTION AND TESTING REPRESENTATIVE.

13. PROVIDE SELF-LEVELING CONCRETE TOPPING WHERE REQUIRED TO MEET FLOOR FLATNESS REQUIREMENTS OF EQUIPMENT VENDOR, TO MAKE LEVEL WITH ADJACENT FINISHED FLOORS OR AS REQUIRED TO FILL IN VOIDS AS A RESULT OF DEMOLITION WORK UNDER THE SCOPE OF THIS PROJECT. CONFIRM FLATNESS REQUIREMENTS WITH CONSULTANT. PROVIDE THE EQUIPMENT VENDOR WITH FLOOR FLATNESS TESTING RESULTS FROM CONSULTANT WHERE NOTED ON VENDOR DRAWINGS.

14. MAINTAIN CLEARANCES IN CORRIDORS ADJACENT HOARDING AS REQUIRED TO MAINTAIN ACCESSIBILITY / FUNCTIONALITY OF THE FACILITY.

15. SCHEDULE ALL WORK OUTSIDE THE DESIGNATED WORK AREA WITH THE OWNER IN ADVANCE AS NOTED IN THE CONSTRUCTION DOCUMENTS . EXISTING CORRIDORS ARE TO REMAIN IN USE AT ALL TIMES. SUPPLY NECESSARY DUST PROOF AND SOUND PROOF BARRIERS AS REQUIRED AND STAGE WORK AS REQUIRED TO ACCOMMODATE SUCH REQUIREMENTS. PERFORM WORK IN PUBLIC AREAS / CORRIDORS AFTER HOURS OR AS OTHERWISE INDICATED ON CONSTRUCTION DRAWINGS.

16. DO NOT COMMENCE WORK IN THE EXISTING AREAS UNTIL SUCH TIME AS THEY ARE VACATED AND ALL FURNITURE AND LOOSE FITMENTS HAVE BEEN REMOVED BY THE OWNER. PLEASE NOTE THAT THE OWNER MAY REQUIRE SIGN OFF OF ROOM PRIOR TO COMMENCING THE WORK.

17. ALL NOISY WORK PERFORMED BY CONTRACTOR (SAW CUTTING OF EXISTING SLABS, CUTTING OF STEEL, INSTALLING HANGARS, PLACING BEAMS & WELDING, SHOTBLASTING, SLAB DEMOLITION, ETC.) SHALL BE RESTRICTED TO THE HOURS INDICATED ON CONSTRUCTION CONTROL DRAWINGS.

18. PROVIDE MAGNEHELIC GAUGES ADJACENT HOARDING DOOR ENTRANCES TO CONSTRUCTION AREAS, MAINTAIN PRESSURE DIFFERENTIAL WITHIN THE WORK AREA BY MEANS OF AIR BALANCING AND PROVIDE TACK MATS AT ALL ENTRANCES TO THE WORK AREA WHERE REQUIRED BY THE OWNER THEIR UNDER THEIR INFECTION PREVENTION AND CONTROL GUIDELINES.

19. MAKE GOOD EXISTING WALLS, FLOORS AND CEILINGS AREAS AFFECTED BY DEMOLITION / NEW WORK WITH NEW FINISHES TO MATCH EXISTING ADJACENT AREAS.

20. WHERE EXISTING WALLS ARE TO BE REMOVED TO U/S OF STRUCTURE ENSURE THAT EXISTING PENETRATING DUCTWORK, PLUMBING, CONDUITS, ETC. ARE LEFT INTACT, RESTORED AND IN WORKING ORDER. COORDINATE WITH OWNER FOR TEMPORARY SHUTDOWNS OF MECHANICAL AND ELECTRICAL ITEMS.

21. REMOVE PORTIONS OF EXISTING CEILINGS WHICH ARE INDICATED TO REMAIN AS REQUIRED TO PROVIDE ACCESS FOR NEW WORK BY OTHER TRADES AS PART OF THIS CONTRACT. REINSTALL / RESTORE CEILINGS AND / OR MAKE GOOD WITH NEW TO MATCH IMMEDIATELY FOLLOWING COMPLETION OF THE WORK BY OTHER TRADES WHERE CEILING TILES OR GRID ARE ALTERED OR DAMAGED BY THE WORK, REPLACE THE RECLAIMED TILES IN GOOD CONDITION OR NEW. PROVIDE NEW PRIME / PAINT ON GYPSUM BOARD SUBSTRATES MATCH EXISTING ADJACENT SURFACES.

22. PROTECT EXISTING FLOORS, CEILINGS, WALLS, FURNITURE, EQUIPMENT ETC. FROM DAMAGE AND MAKE GOOD ANY DAMAGE TO EXISTING BY THIS CONTRACT.

23. MAKE OPENINGS IN EXISTING WALLS AND PARTITIONS FOR NEW PIPE STACKS AND CONNECTIONS TO EXISTING PIPE STACKS BY MECHANICAL AS REQUIRED. MAKE GOOD IMMEDIATELY AFTER WORK BY MECHANICAL IS COMPLETE, READY FOR PAINT FINISH TO MATCH EXISTING ADJACENT SURFACES.

24. PERFORM ABOVE CEILING CHECKS WHERE ACCESS IS FEASIBLE. THE CONTRACTOR SHALL REPORT ANY DISCREPANCIES BETWEEN THE DRAWINGS AND SPECIFICATIONS AND THE SITE CONDITIONS TO THE CONSULTANT PRIOR TO COMMENCING THE WORK.

25. COORDINATE THE REMOVAL AND RELOCATION OF ALL PIPING, DUCTS, SPRINKLER LINES, CONDUIT, TELEPHONE, FIRE ALARM DEVICES, CABLES ETC. AND MAKE GOOD SLAB PENETRATIONS INCLUDING FIRESTOPPING IN CONFORMANCE WITH STRUCTURAL DETAILS AND APPLICABLE CODES.

26. COORDINATE WORK AFFECTING FIRE SAFETY AND SMOKE / HEAT DETECTION SYSTEMS WITH CONSULTANT AND GOVERNING AUTHORITIES PRIOR TO COMMENCING THE WORK.

27. COORDINATE RELOCATION OF EXISTING DUCTWORK, PIPES, CONDUITS ETC. AS REQUIRED TO ACCOMMODATE NEW CEILING HEIGHTS INDICATED ON DRAWINGS.

28. ALL EXISTING SUPPLY AND RETURN DIFFUSERS INDICATED TO REMAIN OR BE RELOCATED SHALL BE REMOVED, CLEANED AND REINSTALLED IN NEW CEILING. MODIFY DUCTWORK WHERE REQUIRED TO SUIT NEW CEILING LAYOUT.
REMOVE EXISTING DIFFUSERS, DUCTWORK, DAMPERS, ETC. AND STORE FOR REUSE AS INDICATED ON MECHANICAL DRAWINGS.

29. REMOVE AND CAP OFF ALL PLUMBING AS REQUIRED TO ACCOMMODATE NEW WORK. MAKE GOOD EXISTING SURFACES DAMAGED BY THE WORK, READY FOR NEW FINISHES OR TO MATCH EXISTING ADJACENT FINISH.

30. MAKE OPENINGS IN EXISTING WALLS AND PARTITIONS FOR NEW PIPE STACKS AND CONNECTIONS TO EXISTING PIPE STACKS BY MECHANICAL CONTRACT AS REQUIRED. MAKE GOOD IMMEDIATELY AFTER WORK IS COMPLETE READY FOR FINISHES TO MATCH EXISTING ADJACENT SURFACES.

HDR ARCHITECTURE ASSOCIATES INC.
70 UNIVERSITY AVENUE,
SUITE 800

10428557
SUNNYBROOK HEALTH SCIENCES CENTRE
EMERGENCY DEPARTMENT RENOVATIONS

2075 Bayview Avenue, North York,
ON M4N 3M5

Sunnybrook HEALTH SCIENCES CENTRE

Project Manager	HDR
Project Designer	HDR
Project Architect	HDR
Mechanical Engineer	HHA
Electrical Engineer	HHA
Interior Designer	HDR
Equipment Planner	HDR
Wayfinding	---
Drawn By	Author

MARK	DATE	DESCRIPTION
1	2026.03.31	Issued for 100% CD
2	2026.08.19	Issued for Tender

Project Number	10428557
Original Issue	03/31/2026 -

Professional Certification

Sheet Name
DEMOLITION PLAN - SECURITY AREA

Scale
1 : 50

Sheet Number
A-008

Autodesk Docs://10428557_SHSC_sw25842_ED_Reno/10428557-A-SHSC-ED Reno.rvt
8/19/2026 10:33:13 AM

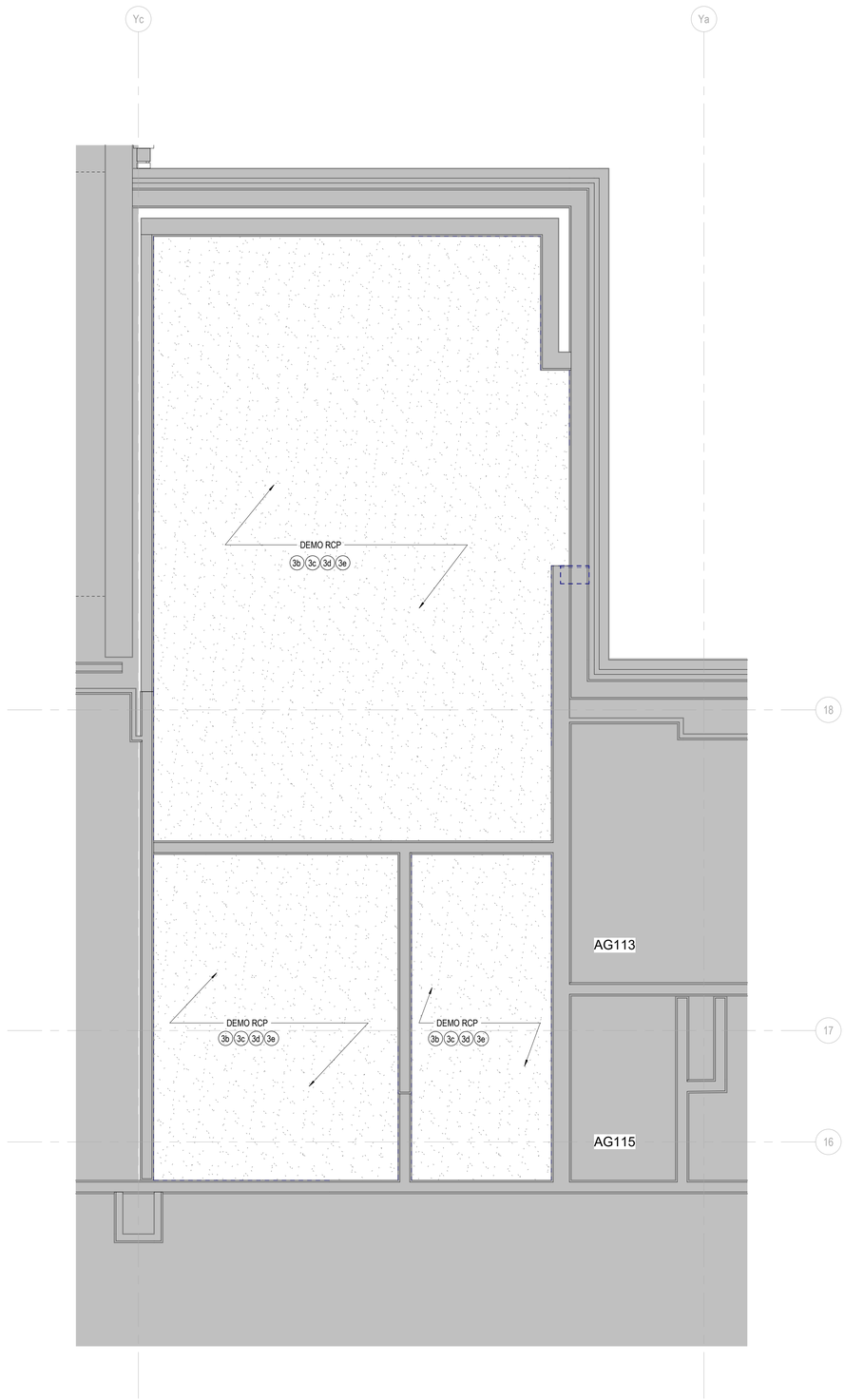

1 DEMOLITION RCP PLAN - DECONTAMINATION ROOM
1 : 25

RCP DEMOLITION - GENERAL NOTES:

1- SHADED AREA GENERALLY DENOTES EXISTING TO REMAIN. PERFORM ADDITIONAL CUT AND PATCH AS INDICATED ON DOCUMENTS

2- REMOVE ALL EXISTING CONSTRUCTION INDICATED BY BOLD DASHED LINES.

3- THE CONTRACTOR SHALL NOTE THAT THE BUILDING IS OCCUPIED; PATIENT AND PUBLIC SAFETY, SECURITY AND CONVENIENCE SHALL GOVERN OVER THE CONTRACTORS' SCHEDULE AND CONVENIENCE WITHOUT EXCEPTION.

4- FOR THE PURPOSE OF ESTIMATING THE TRADE CONTRACTOR(S) ARE REQUIRED TO VISIT THE SITE TO ESTABLISH THE FULL EXTENT OF THE WORK AND DEMOLITION REQUIRED TO ACCOMMODATE THE WORK. VISITS TO THE SITE MUST BE SCHEDULE WITH THE OWNER AND CONSULTANT.

5- THE INTENT OF DEMOLITION WORK IS TO PROVIDE A CLEAR AREA FOR THE NEW CONSTRUCTION IDENTIFIED. ALL THE EXTERIOR PAVING, PLANTERS, EXISTING PATHS, EXISTING BUILDING, MECHANICAL COMPONENTS, ELECTRICAL COMPONENTS AND ELEMENTS WITHIN THE DESIGNATED DEMOLITION AREA ARE TO BE REMOVED UNLESS NOTED OTHERWISE.

6- ITEMS INDICATED WITH KEY NOTES ARE INTENDED TO ASSIST THE CONTRACTOR IN IDENTIFYING SPECIFIC CONDITIONS. DEMOLITION WORK IS NOT LIMITED TO THE ITEMS INDICATED WITH KEY NOTES.

7- REFER TO MECHANICAL AND ELECTRICAL DRAWINGS FOR ADDITIONAL DEMOLITION NOT NECESSARILY SHOWN ON THE ARCHITECTURAL DRAWINGS.

8- CONTRACTOR TO REPORT ALL DISCREPANCIES IN THE DEMOLITION DRAWINGS TO THE ARCHITECT PRIOR TO PROCEEDING WITH THE DEMOLITION WORK IN AREAS IN QUESTION.

9- CONTRACTOR TO VERIFY ALL ITEMS TO BE SALVAGED PRIOR TO START OF DEMOLITION WITH THE ARCHITECT.

10- IF REQUIRED, ALL ASBESTOS ABATEMENT TO BE PERFORMED IN ACCORDANCE WITH WORK PROCEDURES AS DEFINED BY THE APPLICABLE WORKERS COMPENSATION BOARD AND THE APPLICABLE OCCUPATIONAL HEALTH AND SAFETY REGULATION HAVING JURISDICTION.

11- THE CONSULTANT DOES NOT WARRANT THE ACCURACY OF AS BUILT DRAWINGS, DIMENSIONS OR MATERIALS REPRESENTED ON THE DRAWINGS. DRAWINGS SHOWING EXISTING CONDITIONS ARE PROVIDED FOR THE CONTRACTORS' CONVENIENCE.

12- DEMOLITION WORK SHALL NOT BEGIN UNTIL SUCH TIME AS ALL TEMPORARY HOARDINGS, BARRICADES, SECURITY DEVICES, WAYFINDING AND SAFETY SIGNAGE IS IN PLACE. EXACT LOCATION AND TYPE OF CONSTRUCTION HOARDING C/W DOOR LOCATIONS TO BE COORDINATED ON SITE WITH CONSULTANTS AND OWNER PRIOR TO INSTALLATION.

13- THE CONTRACTOR SHALL COORDINATE AND EXECUTE ALL DEMOLITION WORK AS REQUIRED TO ACCOMMODATE THE NEW WORK SHOWN ON ALL CONSULTANT DRAWINGS. MAKE GOOD ALL SUBSTRATES AND FINISHES TO MATCH EXISTING.

14- THE CONTRACTOR SHALL DETERMINE THE DIVISION OF DEMOLITION WORK BETWEEN THE VARIOUS TRADES. NOTWITHSTANDING, THE AGGREGATE OF ALL DEMOLITION WORK REQUIRED TO SATISFACTORILY COMPLETE THE EXECUTION OF ALL NEW WORK SHALL BE THE SOLE RESPONSIBILITY OF THE CONTRACTOR.

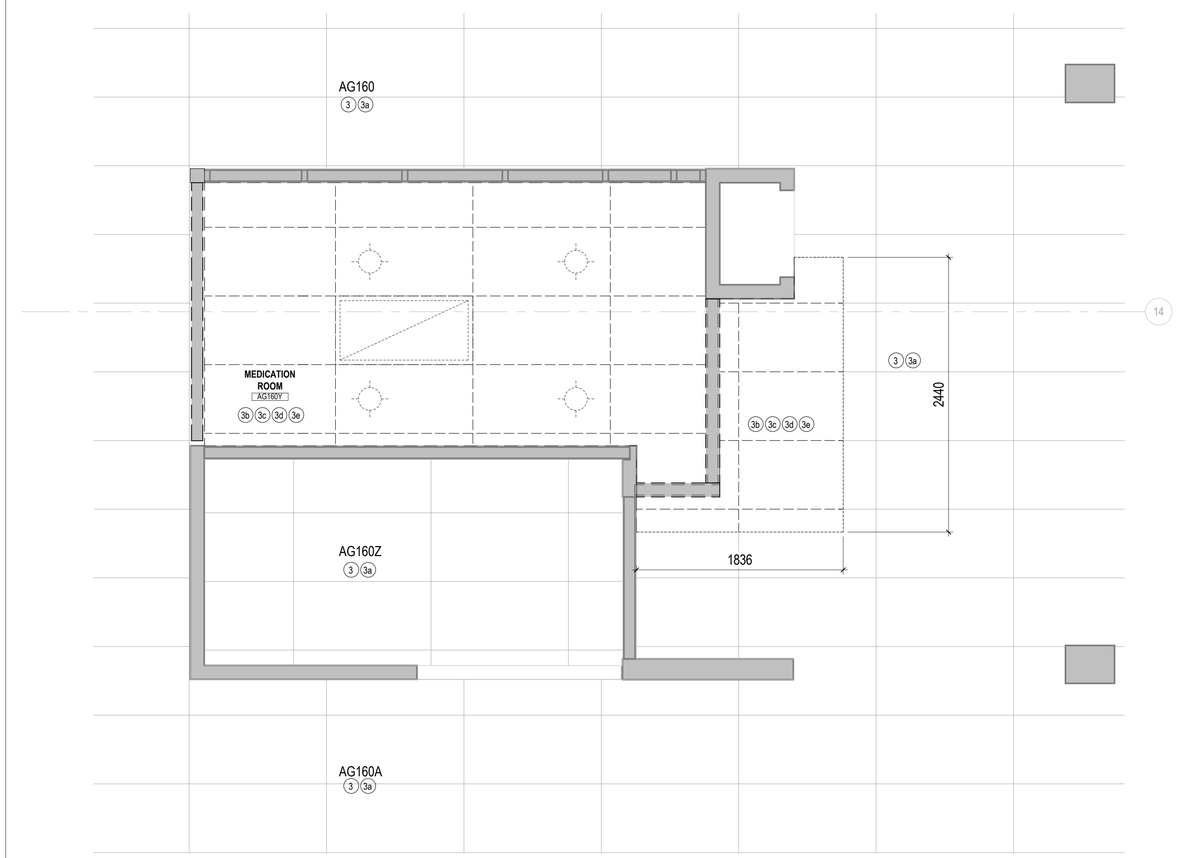

2 DEMOLITION RCP PLAN - MEDICATION ROOM
1 : 25

HDR ARCHITECTURE ASSOCIATES INC.
70 UNIVERSITY AVENUE,
SUITE 800

10428557
SUNNYBROOK HEALTH SCIENCES CENTRE EMERGENCY DEPARTMENT RENOVATIONS

2075 Bayview Avenue, North York,
ON M4N 3M5

Sunnybrook HEALTH SCIENCES CENTRE

Project Manager	HDR
Project Designer	HDR
Project Architect	HDR
Mechanical Engineer	HHA
Electrical Engineer	HHA
Interior Designer	HDR
Equipment Planner	HDR
Wayfinding	---
Drawn By	Author

MARK	DATE	DESCRIPTION
1	2026.03.31	Issued for 100% CD
2	2026.08.19	Issued for Tender

Project Number	10428557
Original Issue	03/31/2026 -

Professional Certification

Sheet Name
DEMOLITION RCP PLAN - DECONTAMINATION AND MEDICATION ROOM

Scale
As indicated

Sheet Number
A-009

Autodesk Docs://10428557_SHSC_sw25842_ED_Reno/10428557-A-SHSC-ED Reno.rvt
8/19/2026 10:33:15 AM

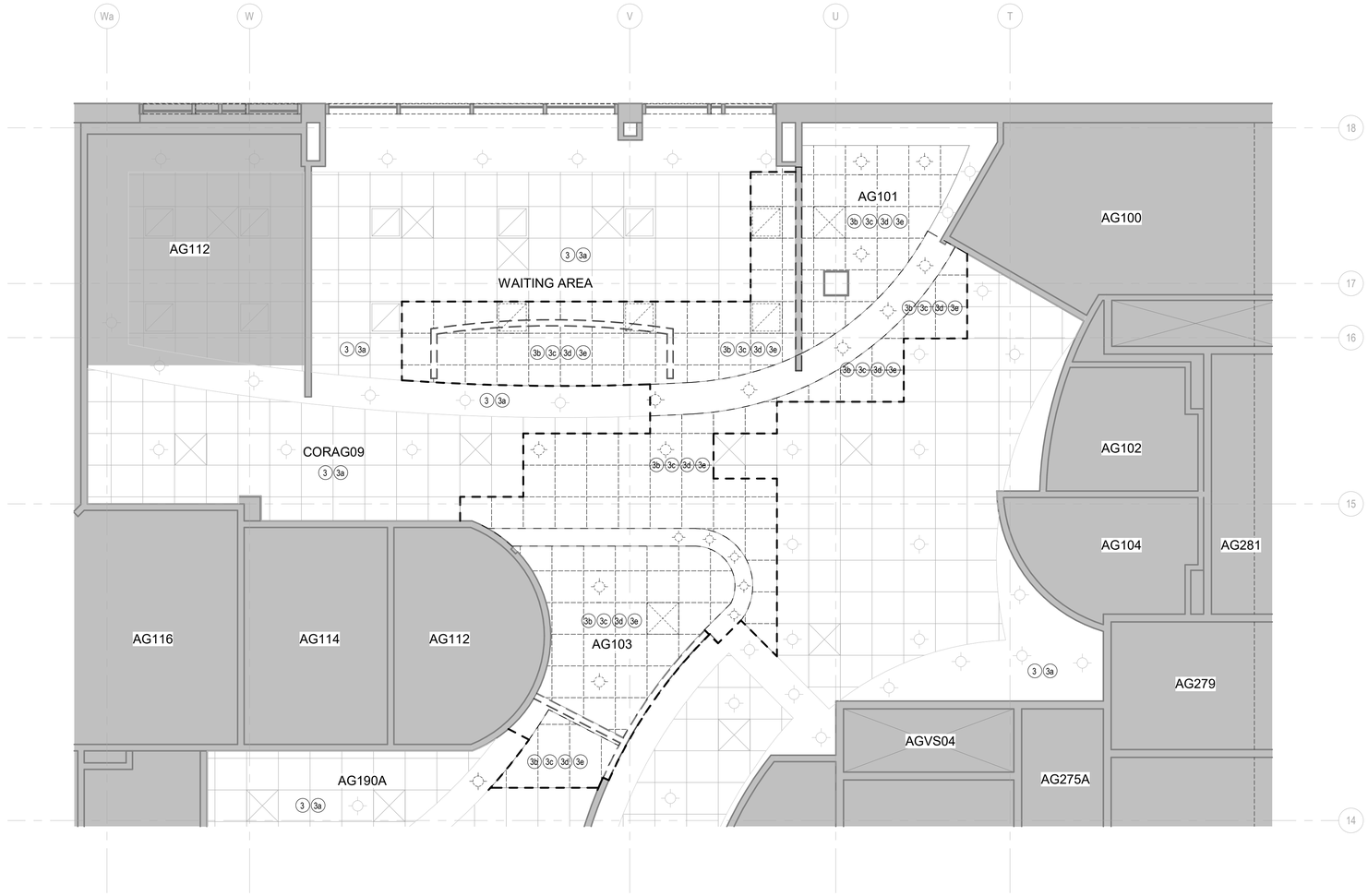

1 DEMOLITION RCP PLAN - SECURITY AREA
1 : 50

RCP DEMOLITION - GENERAL NOTES:

1- SHADED AREA GENERALLY DENOTES EXISTING TO REMAIN. PERFORM ADDITIONAL CUT AND PATCH AS INDICATED ON DOCUMENTS

2- REMOVE ALL EXISTING CONSTRUCTION INDICATED BY BOLD DASHED LINES.

3- THE CONTRACTOR SHALL NOTE THAT THE BUILDING IS OCCUPIED; PATIENT AND PUBLIC SAFETY, SECURITY AND CONVENIENCE SHALL GOVERN OVER THE CONTRACTORS' SCHEDULE AND CONVENIENCE WITHOUT EXCEPTION.

4- FOR THE PURPOSE OF ESTIMATING THE TRADE CONTRACTOR(S) ARE REQUIRED TO VISIT THE SITE TO ESTABLISH THE FULL EXTENT OF THE WORK AND DEMOLITION REQUIRED TO ACCOMMODATE THE WORK. VISITS TO THE SITE MUST BE SCHEDULE WITH THE OWNER AND CONSULTANT.

5- THE INTENT OF DEMOLITION WORK IS TO PROVIDE A CLEAR AREA FOR THE NEW CONSTRUCTION IDENTIFIED. ALL THE EXTERIOR PAVING, PLANTERS, EXISTING PATHS, EXISTING BUILDING, MECHANICAL COMPONENTS, ELECTRICAL COMPONENTS AND ELEMENTS WITHIN THE DESIGNATED DEMOLITION AREA ARE TO BE REMOVED UNLESS NOTED OTHERWISE.

6- ITEMS INDICATED WITH KEY NOTES ARE INTENDED TO ASSIST THE CONTRACTOR IN IDENTIFYING SPECIFIC CONDITIONS. DEMOLITION WORK IS NOT LIMITED TO THE ITEMS INDICATED WITH KEY NOTES.

7- REFER TO MECHANICAL AND ELECTRICAL DRAWINGS FOR ADDITIONAL DEMOLITION NOT NECESSARILY SHOWN ON THE ARCHITECTURAL DRAWINGS.

8- CONTRACTOR TO REPORT ALL DISCREPANCIES IN THE DEMOLITION DRAWINGS TO THE ARCHITECT PRIOR TO PROCEEDING WITH THE DEMOLITION WORK IN AREAS IN QUESTION.

9- CONTRACTOR TO VERIFY ALL ITEMS TO BE SALVAGED PRIOR TO START OF DEMOLITION WITH THE ARCHITECT.

10- IF REQUIRED, ALL ASBESTOS ABATEMENT TO BE PERFORMED IN ACCORDANCE WITH WORK PROCEDURES AS DEFINED BY THE APPLICABLE WORKERS COMPENSATION BOARD AND THE APPLICABLE OCCUPATIONAL HEALTH AND SAFETY REGULATION HAVING JURISDICTION.

11- THE CONSULTANT DOES NOT WARRANT THE ACCURACY OF AS BUILT DRAWINGS, DIMENSIONS OR MATERIALS REPRESENTED ON THE DRAWINGS. DRAWINGS SHOWING EXISTING CONDITIONS ARE PROVIDED FOR THE CONTRACTORS' CONVENIENCE.

12- DEMOLITION WORK SHALL NOT BEGIN UNTIL SUCH TIME AS ALL TEMPORARY HOARDINGS, BARRICADES, SECURITY DEVICES, WAYFINDING AND SAFETY SIGNAGE IS IN PLACE. EXACT LOCATION AND TYPE OF CONSTRUCTION HOARDING C/W DOOR LOCATIONS TO BE COORDINATED ON SITE WITH CONSULTANTS AND OWNER PRIOR TO INSTALLATION.

13- THE CONTRACTOR SHALL COORDINATE AND EXECUTE ALL DEMOLITION WORK AS REQUIRED TO ACCOMMODATE THE NEW WORK SHOWN ON ALL CONSULTANT DRAWINGS. MAKE GOOD ALL SUBSTRATES AND FINISHES TO MATCH EXISTING.

14- THE CONTRACTOR SHALL DETERMINE THE DIVISION OF DEMOLITION WORK BETWEEN THE VARIOUS TRADES. NOTWITHSTANDING, THE AGGREGATE OF ALL DEMOLITION WORK REQUIRED TO SATISFACTORILY COMPLETE THE EXECUTION OF ALL NEW WORK SHALL BE THE SOLE RESPONSIBILITY OF THE CONTRACTOR.

HDR ARCHITECTURE ASSOCIATES INC.
70 UNIVERSITY AVENUE,
SUITE 800

10428557
SUNNYBROOK HEALTH SCIENCES CENTRE EMERGENCY DEPARTMENT RENOVATIONS

2075 Bayview Avenue, North York, ON M4N 3M5

Sunnybrook HEALTH SCIENCES CENTRE

Project Manager	HDR
Project Designer	HDR
Project Architect	HDR
Mechanical Engineer	HHA
Electrical Engineer	HHA
Interior Designer	HDR
Equipment Planner	HDR
Wayfinding	---
Drawn By	Author

MARK	DATE	DESCRIPTION
1	2026.03.31	Issued for 100% CD
2	2026.08.19	Issued for Tender

Project Number	10428557
Original Issue	03/31/2026 -

Professional Certification

Sheet Name
DEMOLITION RCP PLAN - SECURITY AREA

Scale
As indicated

Sheet Number
A-010

Autodesk Docs://10428557_SHSC_sw25842_ED_Reno/10428557-A-SHSC-ED Reno.rvt
8/19/2026 10:33:16 AM

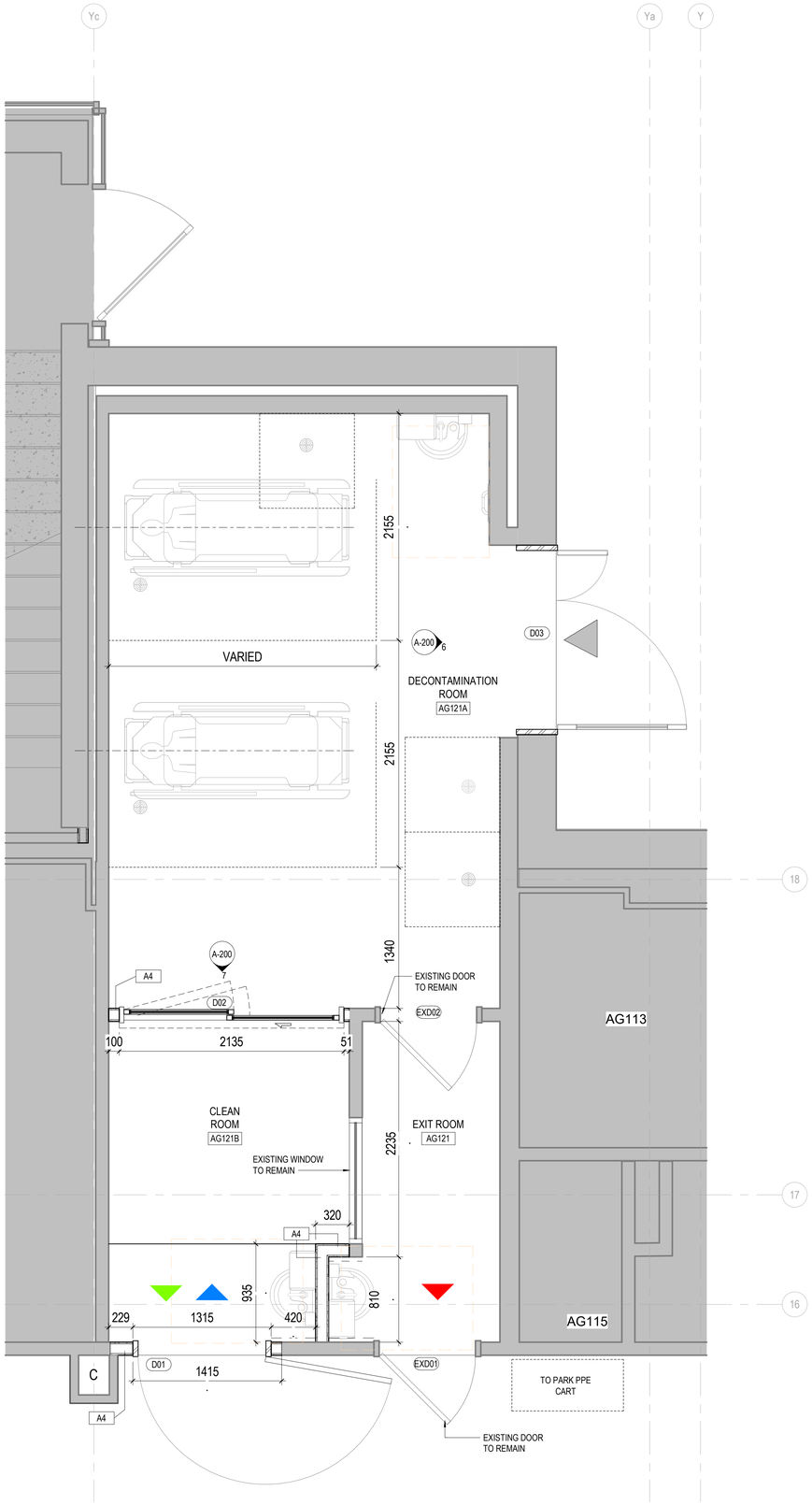

1 DECONTAMINATION ROOM - OVERALL PLAN

1 : 25

GENERAL NOTES:

SHADED AREA GENERALLY DENOTES EXISTING TO REMAIN. PERFORM ADDITIONAL CUT AND PATCH AS INDICATED ON DOCUMENTS

SMALL DASHED LINE INDICATES TO SILENTIA SCREEN OPENING

OUTDOOR ENTRANCE

STAFF ENTRANCE

PATIENT EXIT

STAFF EXIT

HDR ARCHITECTURE ASSOCIATES INC.
70 UNIVERSITY AVENUE,
SUITE 800

10428557
SUNNYBROOK HEALTH SCIENCES CENTRE
EMERGENCY DEPARTMENT RENOVATIONS

2075 Bayview Avenue, North York,
ON M4N 3M5

Sunnybrook HEALTH SCIENCES CENTRE

Project Manager	HDR
Project Designer	HDR
Project Architect	HDR
Mechanical Engineer	HHA
Electrical Engineer	HHA
Interior Designer	HDR
Equipment Planner	HDR
Wayfinding	---
Drawn By	Author

MARK	DATE	DESCRIPTION
1	2026.03.31	Issued for 100% CD
2	2026.08.19	Issued for Tender

Project Number	10428557
Original Issue	03/31/2026 -

Professional Certification

Sheet Name

DECONTAMINATION ROOM - OVERALL PLAN

Scale

As indicated

Sheet Number

A-101

Autodesk Docs://10428557_SHSC_sw25842_ED_Reno/10428557-A-SHSC-ED Reno.rvt
8/19/2026 10:33:17 AM

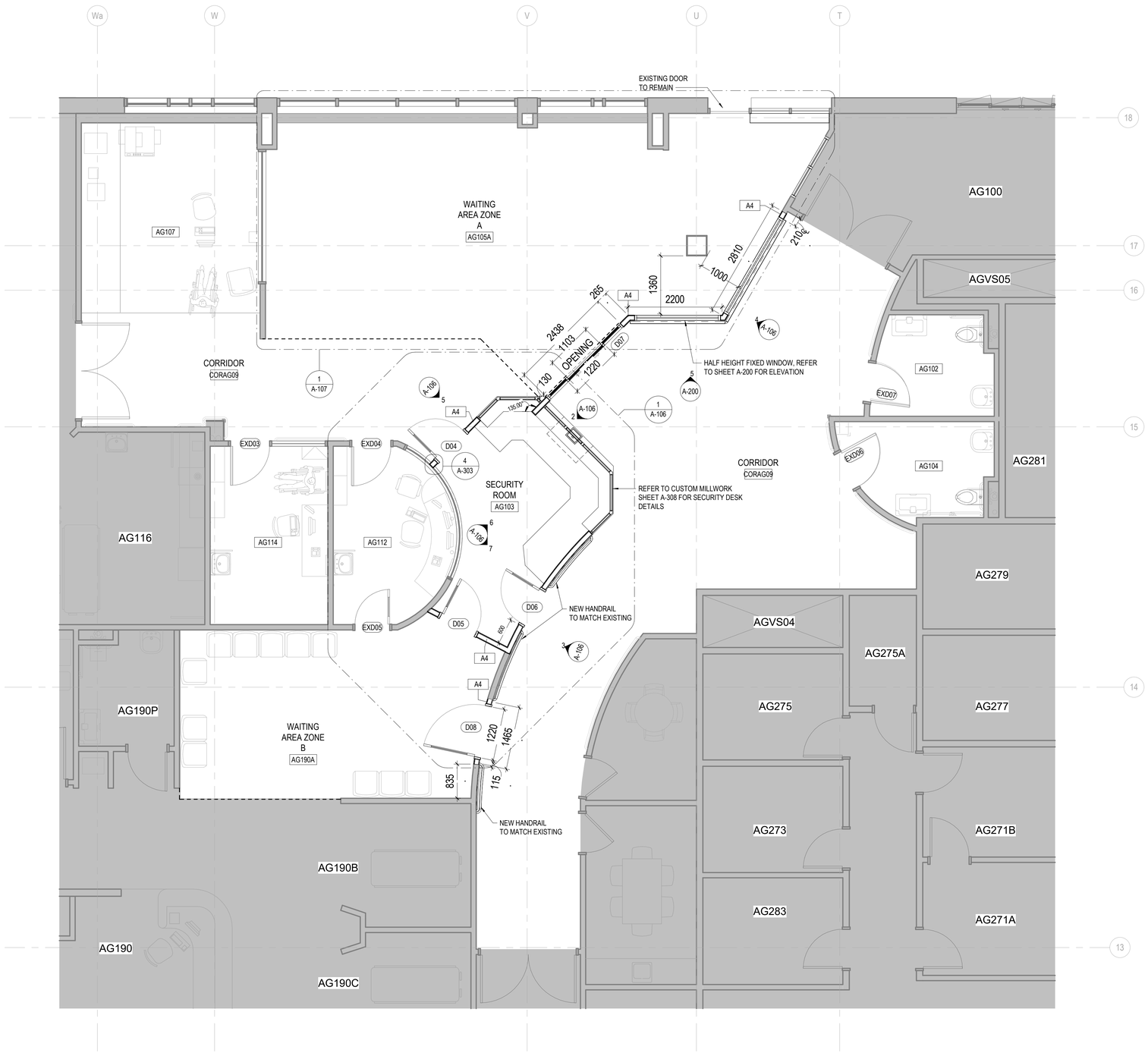

1 SECURITY AREA - FLOOR PLAN

1 : 50

GENERAL NOTES:

SHADED AREA GENERALLY DENOTES EXISTING TO REMAIN. PERFORM ADDITIONAL CUT AND PATCH AS INDICATED ON DOCUMENTS

REFER TO RCP SHEETS IN ELECTRICAL / MECHANICAL DRAWINGS

3D SECURITY DESK ILLUSTRATION

NOTE: REFER TO CUSTOM MILLWORK SHEET A-308 FOR SECURITY DESK DETAILS

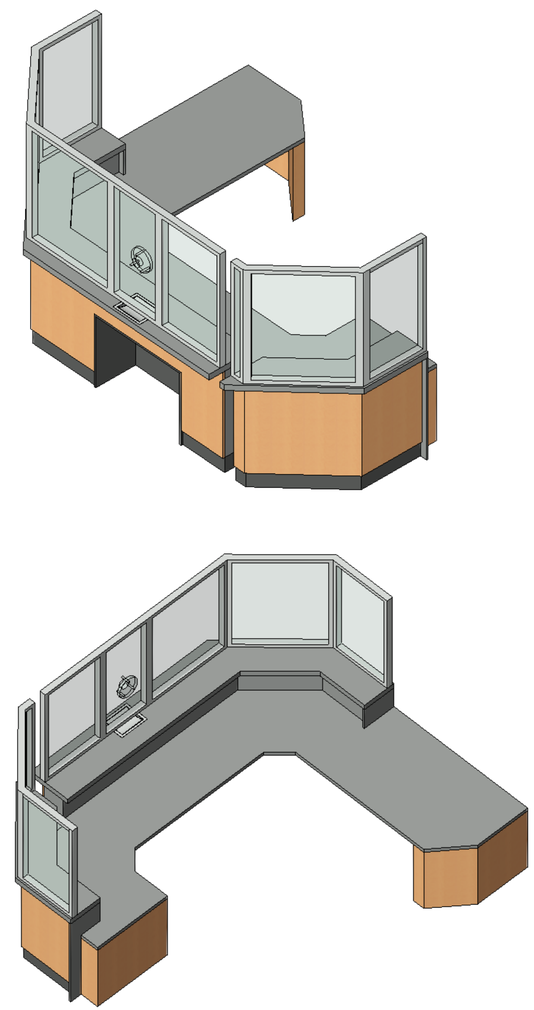

HDR ARCHITECTURE ASSOCIATES INC.
70 UNIVERSITY AVENUE,
SUITE 800

10428557
SUNNYBROOK HEALTH SCIENCES CENTRE
EMERGENCY DEPARTMENT RENOVATIONS

2075 Bayview Avenue, North York,
ON M4N 3M5

Sunnybrook HEALTH SCIENCES CENTRE

Project Manager	HDR
Project Designer	HDR
Project Architect	HDR
Mechanical Engineer	HHA
Electrical Engineer	HHA
Interior Designer	HDR
Equipment Planner	HDR
Wayfinding	---
Drawn By	Author

MARK	DATE	DESCRIPTION
1	2026.03.31	Issued for 100% CD
2	2026.08.19	Issued for Tender

Project Number	10428557
Original Issue	03/31/2026 -

Professional Certification

Sheet Name

SECURITY AREA-OVERALL PLAN

Scale

As indicated

Sheet Number

A-102

Autodesk Docs://10428557_SHSC_sw25842_ED_Reno/10428557-A-SHSC-ED Reno.rvt
8/19/2026 10:33:19 AM

GENERAL NOTES:

SHADED AREA GENERALLY DENOTES EXISTING TO REMAIN. PERFORM ADDITIONAL CUT AND PATCH AS INDICATED ON DOCUMENTS

REFER TO RCP SHEETS IN ELECTRICAL / MECHANICAL DRAWINGS

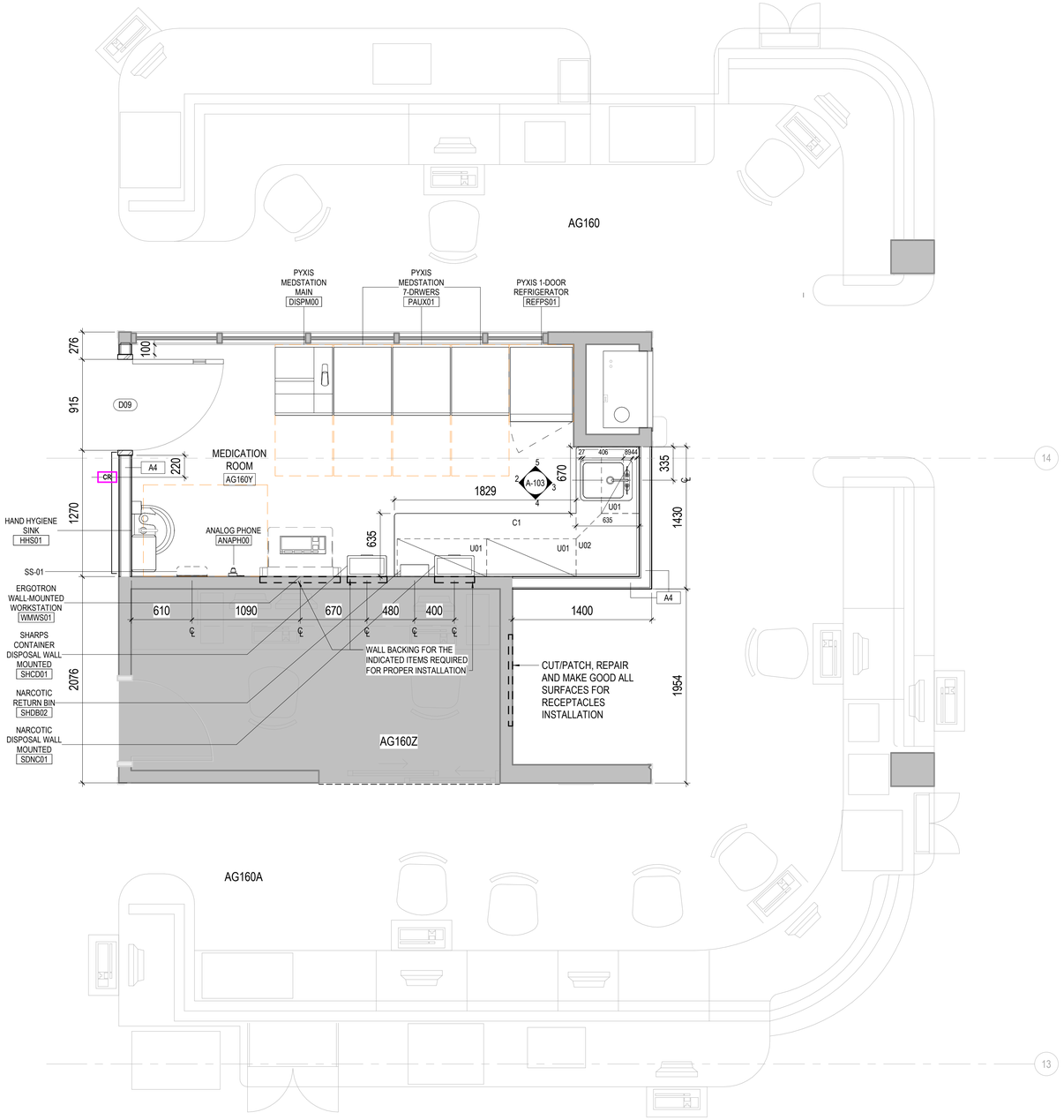

1 MED ROOM PLAN
1 : 25

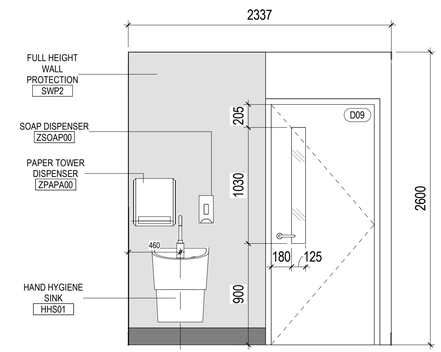

2 WEST ELEVATION
1 : 25

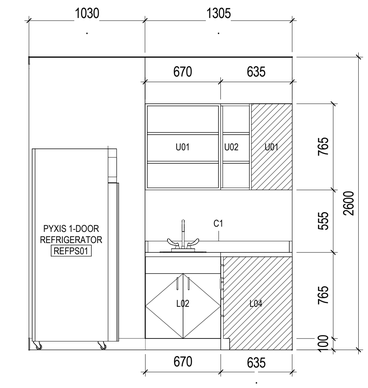

3 EAST ELEVATION
1 : 25

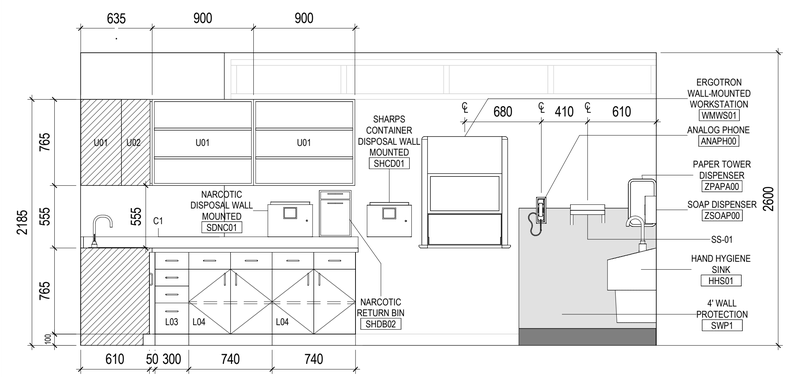

4 SOUTH ELEVATION
1 : 25

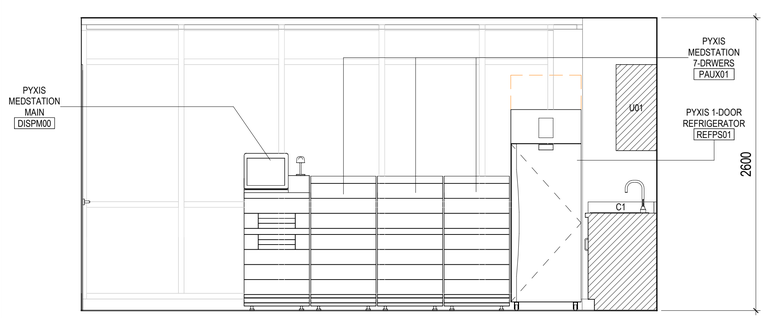

5 NORTH ELEVATION
1 : 25

HDR ARCHITECTURE ASSOCIATES INC.
70 UNIVERSITY AVENUE,
SUITE 800

10428557
SUNNYBROOK HEALTH SCIENCES CENTRE
EMERGENCY DEPARTMENT RENOVATIONS

2075 Bayview Avenue, North York,
ON M4N 3M5

Sunnybrook HEALTH SCIENCES CENTRE

Project Manager	HDR
Project Designer	HDR
Project Architect	HDR
Mechanical Engineer	HHA
Electrical Engineer	HHA
Interior Designer	HDR
Equipment Planner	HDR
Wayfinding	---
Drawn By	Author

MARK	DATE	DESCRIPTION
1	2026.03.31	Issued for 100% CD
2	2026.08.19	Issued for Tender

Project Number	10428557
Original Issue	03/31/2026 -

Professional Certification

Sheet Name

MEDICATION ROOM - OVERALL PLAN AND EQUIPMENT LAYOUT

Scale

As indicated

Sheet Number

A-103

Autodesk Docs://10428557_SHSC_sw25842_ED_Reno/10428557-A-SHSC-ED Reno.rvt
8/19/2026 10:33:22 AM

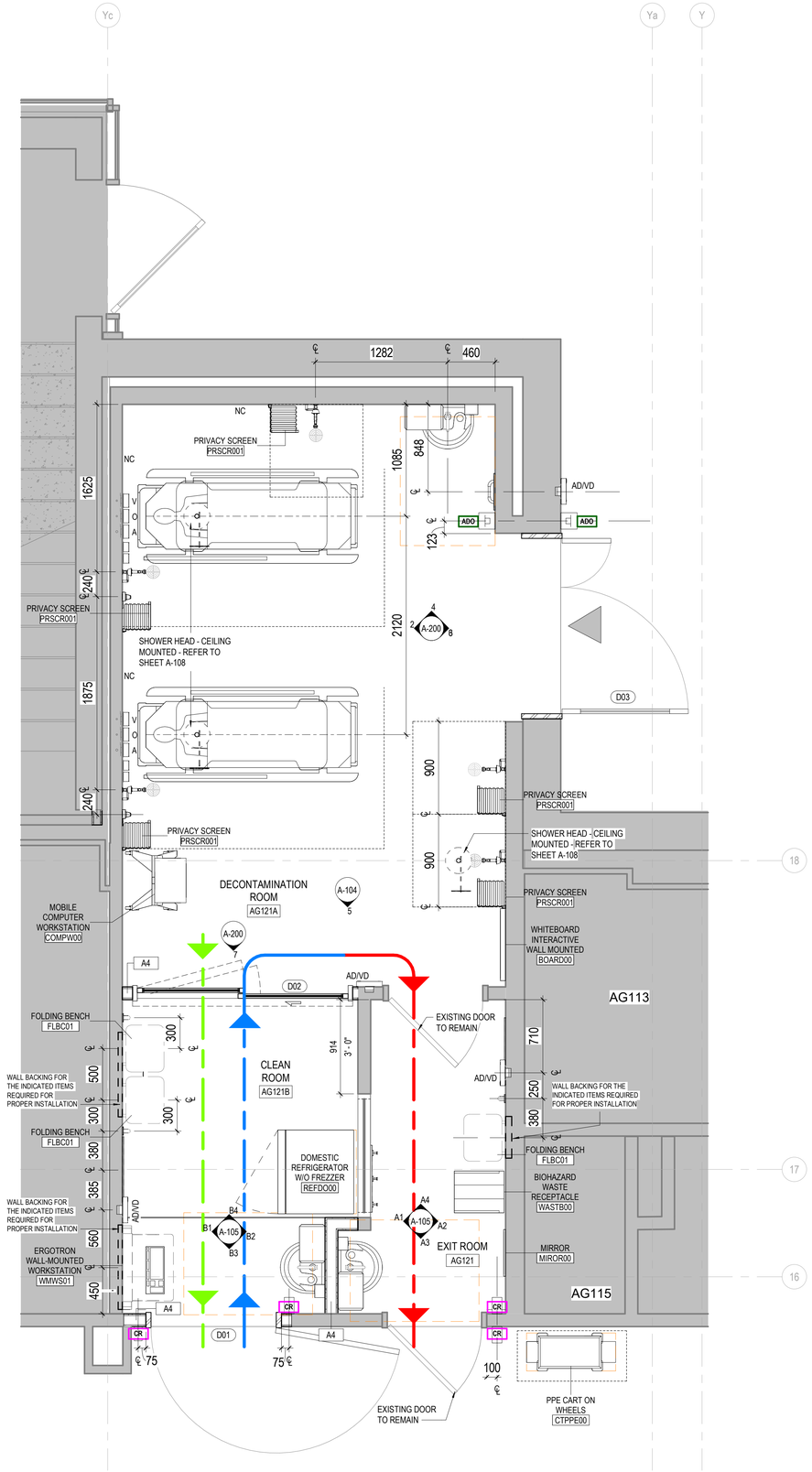

1 DECONTAMINATION ROOM - PLAN
1 : 25

GENERAL NOTES:

SHADED AREA GENERALLY DENOTES EXISTING TO REMAIN. PERFORM ADDITIONAL CUT AND PATCH AS INDICATED ON DOCUMENTS

SMALL DASHED LINE INDICATES TO SILENTIA SCREEN OPENING

OUTDOOR ENTRANCE

STAFF ENTRANCE

PATIENT EXIT

STAFF EXIT

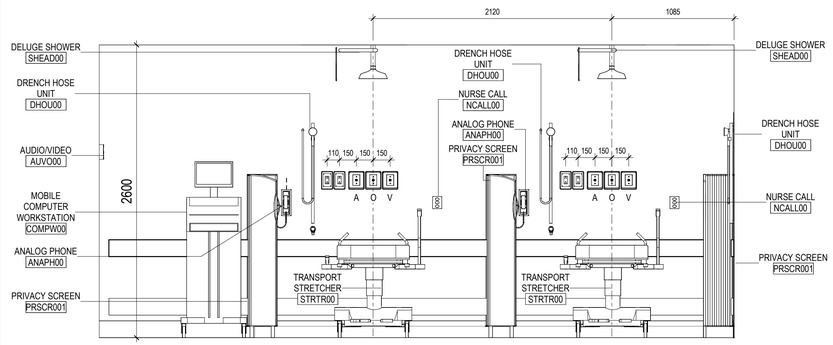

2 DECON, ROOM - LEFT SIDE ELEVATION
1 : 25

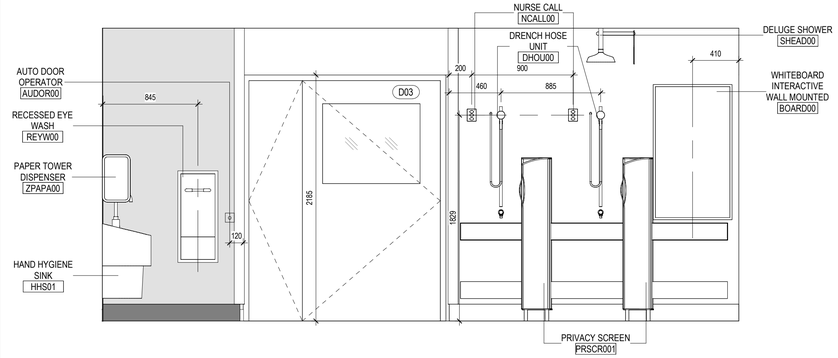

3 DECON, ROOM - RIGHT SIDE ELEVATION
1 : 25

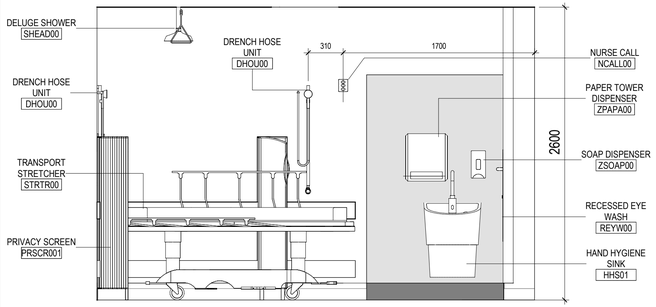

4 DECON, ROOM - SOUTH ELEVATION
1 : 25

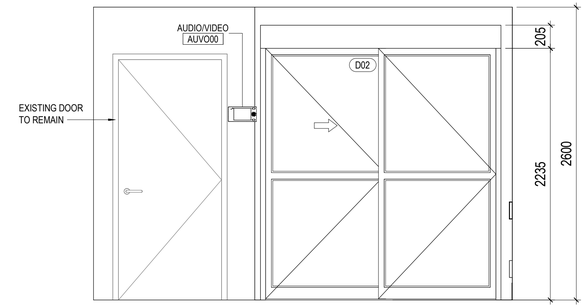

5 DECON, ROOM - NORTH ELEVATION
1 : 25

HDR

HDR ARCHITECTURE ASSOCIATES INC.
70 UNIVERSITY AVENUE,
SUITE 800

10428557
SUNNYBROOK HEALTH SCIENCES CENTRE
EMERGENCY DEPARTMENT RENOVATIONS

2075 Bayview Avenue, North York,
ON M4N 3M5

Sunnybrook
HEALTH SCIENCES CENTRE

Project Manager	HDR
Project Designer	HDR
Project Architect	HDR
Mechanical Engineer	HHA
Electrical Engineer	HHA
Interior Designer	HDR
Equipment Planner	HDR
Wayfinding	---
Drawn By	Author

MARK	DATE	DESCRIPTION
1	2026.03.31	Issued for 100% CD
2	2026.08.19	Issued for Tender

Project Number	10428557
Original Issue	03/31/2026 -

Professional Certification

Sheet Name
DECONTAMINATION ROOM EQUIPMENT FURNITURE PLAN & INTERIOR ELEVATIONS

Scale
As indicated

Sheet Number
A-104

Autodesk Docs://10428557_SHSC_sw25842_ED_Reno/10428557-A-SHSC-ED Reno.rvt
8/19/2026 10:33:25 AM

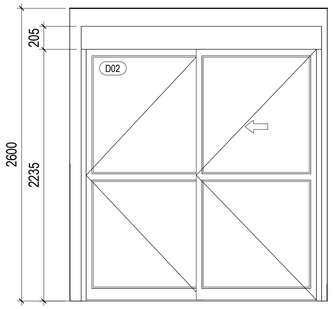

B4 YELLOW ZONE - NORTH ELEVATION
1 : 25

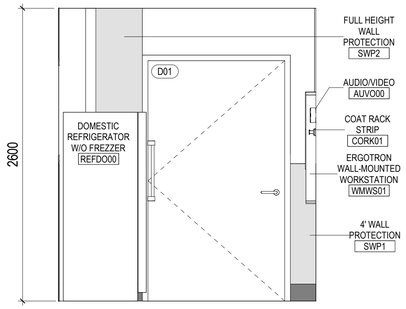

B3 YELLOW ZONE - SOUTH ELEVATION
1 : 25

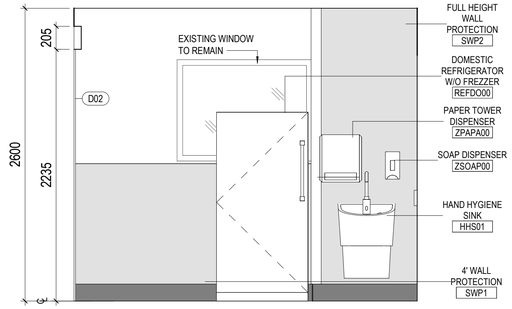

B2 YELLOW ZONE - EAST ELEVATION
1 : 25

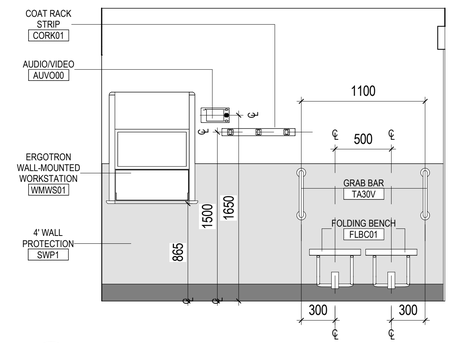

B1 YELLOW ZONE - WEST ELEVATION
1 : 25

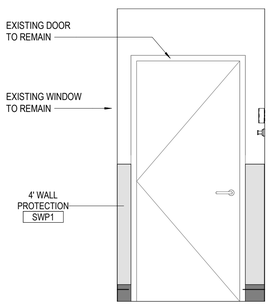

A4 DECON, EXIT- NORTH ELEVATION
1 : 25

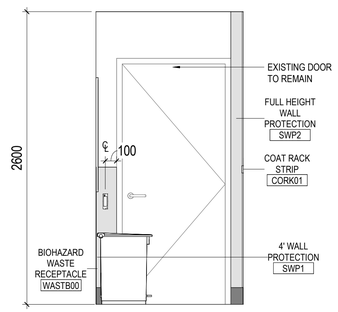

A3 DECON, EXIT- SOUTH ELEVATION
1 : 25

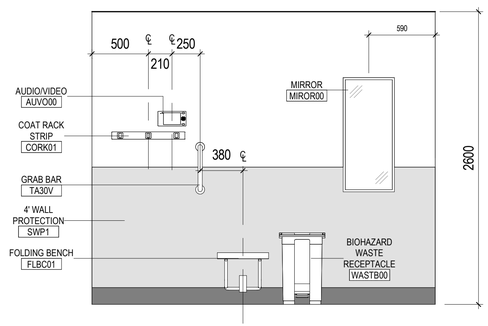

A2 DECON, EXIT- EAST ELEVATION
1 : 25

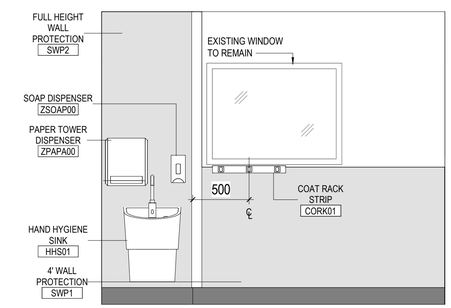

A1 DECON, EXIT- WEST ELEVATION
1 : 25

HDR ARCHITECTURE ASSOCIATES INC.
70 UNIVERSITY AVENUE,
SUITE 800

10428557
SUNNYBROOK HEALTH SCIENCES CENTRE
EMERGENCY DEPARTMENT RENOVATIONS

2075 Bayview Avenue, North York,
ON M4N 3M5

Sunnybrook HEALTH SCIENCES CENTRE

Project Manager	HDR
Project Designer	HDR
Project Architect	HDR
Mechanical Engineer	HHA
Electrical Engineer	HHA
Interior Designer	HDR
Equipment Planner	HDR
Wayfinding	---
Drawn By	Author

MARK	DATE	DESCRIPTION
1	2026.03.31	Issued for 100% CD
2	2026.08.19	Issued for Tender

Project Number	10428557
Original Issue	03/31/2026 -

Professional Certification

Sheet Name
DECONTAMINATION ROOM - INTERIOR ELEVATIONS

Scale
1 : 25

Sheet Number
A-105

Autodesk Docs://10428557_SHSC_sw25942_ED_Reno/10428557-A-SHSC-ED Reno.rvt
8/19/2026 10:33:27 AM

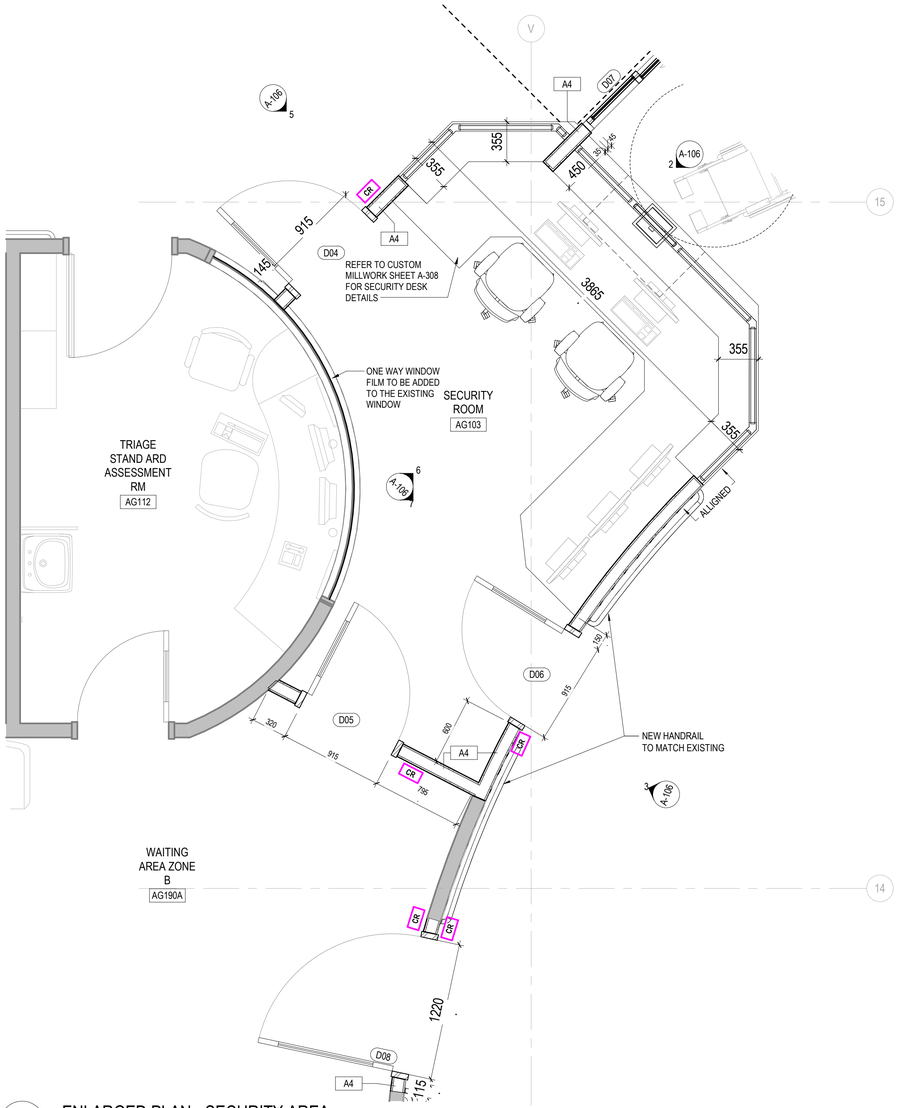

1 ENLARGED PLAN - SECURITY AREA
1 : 25

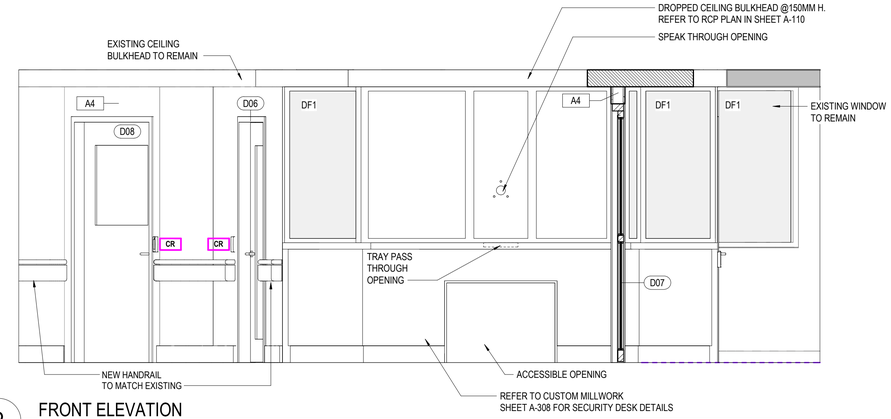

2 FRONT ELEVATION
1 : 25

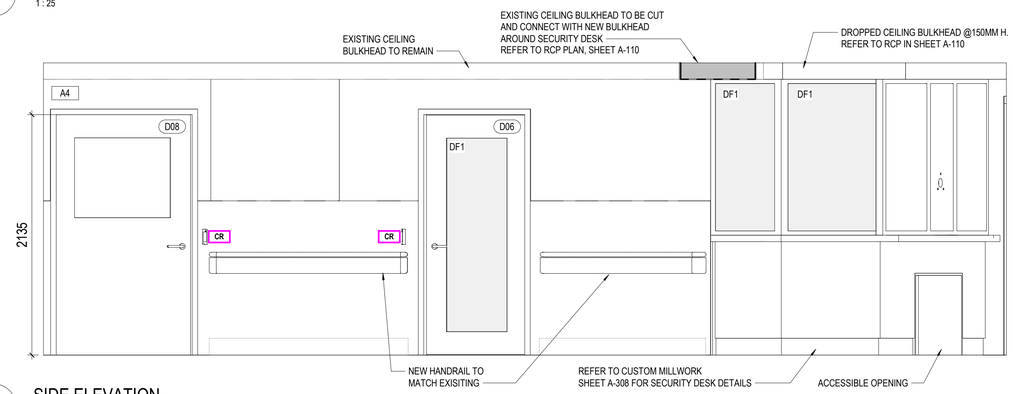

3 SIDE ELEVATION
1 : 25

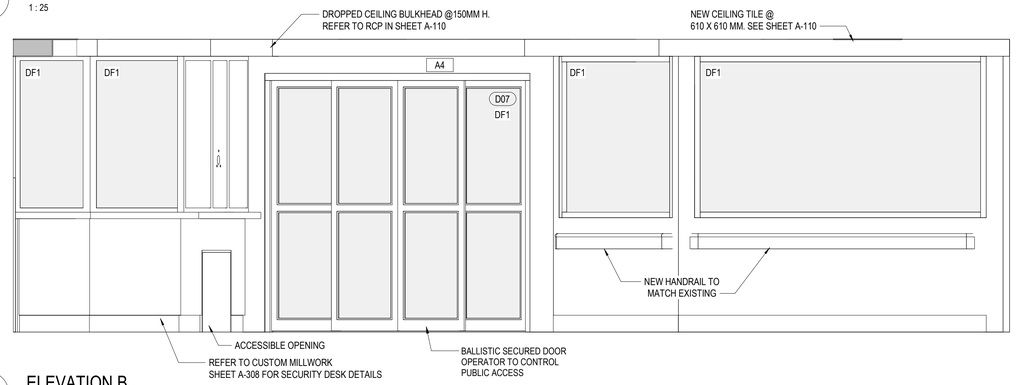

4 ELEVATION B
1 : 25

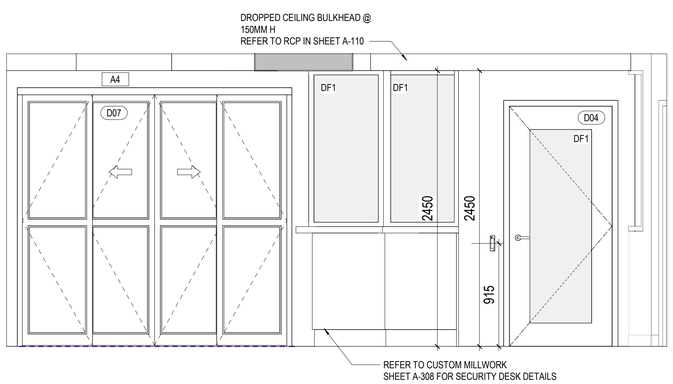

5 CORRIDOR ENTRY - FRONT ELEVATION
1 : 25

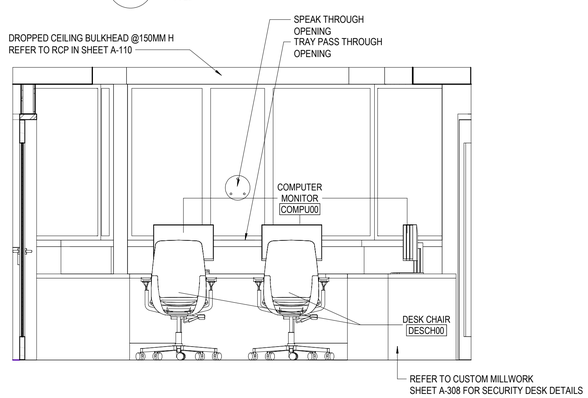

6 INSIDE SECURITY DESK - FRONT ELEVATION
1 : 25

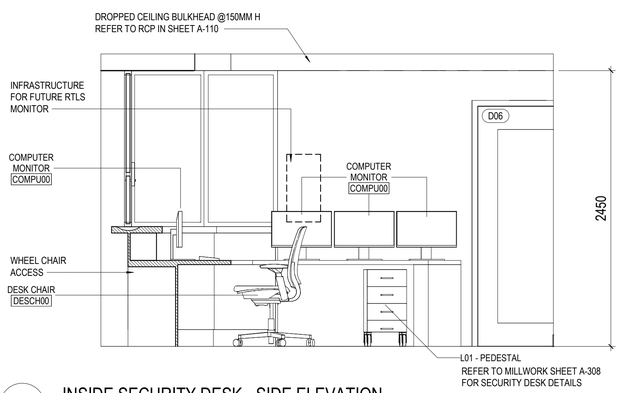

7 INSIDE SECURITY DESK - SIDE ELEVATION
1 : 25

HDR ARCHITECTURE ASSOCIATES INC.
70 UNIVERSITY AVENUE,
SUITE 800

10428557
SUNNYBROOK HEALTH SCIENCES CENTRE EMERGENCY DEPARTMENT RENOVATIONS

2075 Bayview Avenue, North York, ON M4N 3M5

Sunnybrook HEALTH SCIENCES CENTRE

Project Manager	HDR
Project Designer	HDR
Project Architect	HDR
Mechanical Engineer	HHA
Electrical Engineer	HHA
Interior Designer	HDR
Equipment Planner	HDR
Wayfinding	---
Drawn By	Author

MARK	DATE	DESCRIPTION
1	2026.03.31	Issued for 100% CD
2	2026.08.19	Issued for Tender

Project Number	10428557
Original Issue	03/31/2026 -

Professional Certification

Sheet Name
ENLARGED SECURITY ROOM PLAN & INTERIOR ELEVATIONS

Scale
1 : 25

Sheet Number
A-106

Autodesk Docs://10428557_SHSC_sw25842_ED_Reno/10428557-A-SHSC-ED Reno.rvt
8/19/2026 10:33:30 AM

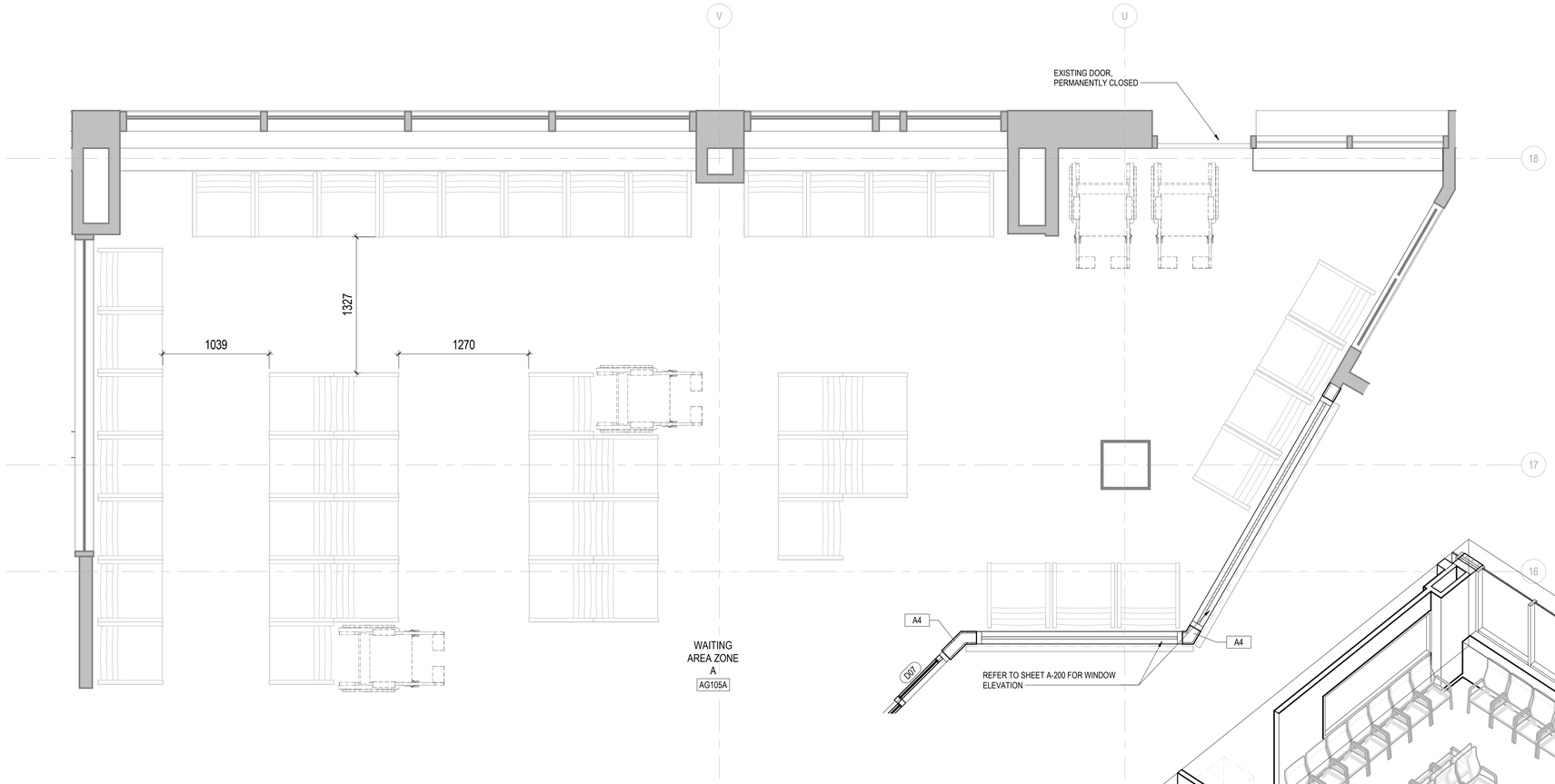

1 WAITING AREA ZONE A PLAN

1 : 25

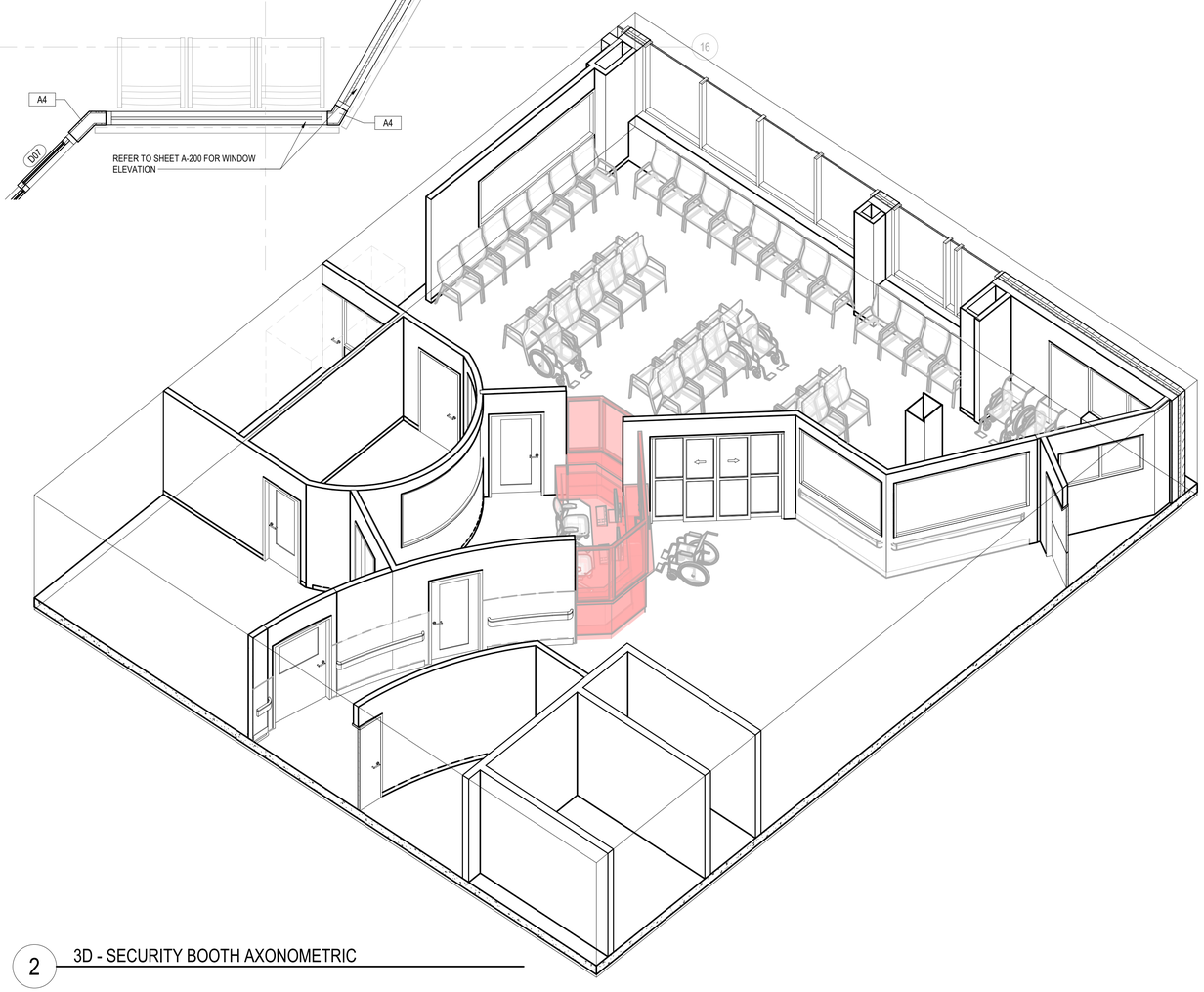

2 3D - SECURITY BOOTH AXONOMETRIC

HDR ARCHITECTURE ASSOCIATES INC.
70 UNIVERSITY AVENUE,
SUITE 800

10428557
SUNNYBROOK HEALTH SCIENCES CENTRE
EMERGENCY DEPARTMENT RENOVATIONS

2075 Bayview Avenue, North York,
ON M4N 3M5

Sunnybrook
HEALTH SCIENCES CENTRE

Project Manager	HDR
Project Designer	HDR
Project Architect	HDR
Mechanical Engineer	HHA
Electrical Engineer	HHA
Interior Designer	HDR
Equipment Planner	HDR
Wayfinding	---
Drawn By	Author

MARK	DATE	DESCRIPTION
1	2026.03.31	Issued for 100% CD
2	2026.08.19	Issued for Tender

Project Number	10428557
Original Issue	03/31/2026 -

Professional Certification

Sheet Name

ENLARGED SECURITY ROOM PLAN & INTERIOR ELEVATIONS

Scale

1 : 25

Sheet Number

A-107

Autodesk Docs://10428557_SHSC_sw25842_ED_Reno/10428557-A-SHSC-ED Reno.rvt
8/19/2026 10:33:35 AM

EQUIPMENT SCHEDULE

ROOM NAME	ROOM NUMBER	COUNT	DESCRIPTION	DESIGNATION	CONTRACTOR SUPPLY & INSTALLATION	OWNER SUPPLY - CONTRACTOR INSTALL
SECURITY ROOM	AG103	5	COMPUTER MONITOR	COMPM00		
SECURITY ROOM	AG103	2	DESK CHAIR	DESCH00		
SECURITY ROOM	AG103	1	WHEELCHAIR - SPECIAL NEEDS	WHCHR00		
WAITING AREA ZONE A	AG105A	47	PATIENT CHAIR W/ METAL LEGS	PCHIR00		
WAITING AREA ZONE A	AG105A	4	WHEELCHAIR - SPECIAL NEEDS	WHCHR00		
EXIT ROOM	AG121	1	GRAB BAR	TA30V		
EXIT ROOM	AG121	1	MIRROR	MIROR00		
EXIT ROOM	AG121	2	COAT RACK STRIP	CORK01		
EXIT ROOM	AG121	6	COAT RACK	CORK01		
EXIT ROOM	AG121	1	CARD READER	CARDR00		
EXIT ROOM	AG121	1	FOLDING BENCH	FLBC01		
EXIT ROOM	AG121	1	HAND HYGIENE SINK	HHS01		
EXIT ROOM	AG121	1	AUDIO/VIDEO	AUVO00		
EXIT ROOM	AG121	1	BIOHAZARD WASTE RECEPTACLE	WASTB00		
EXIT ROOM	AG121	1	PAPER TOWER DISPENSER	ZPAPA00		
EXIT ROOM	AG121	1	SOAP DISPENSER	ZSOAP00		
DECONTAMINATION ROOM	AG121A	1	WHITEBOARD INTERACTIVE WALL MOUNTED	BOARD00		
DECONTAMINATION ROOM	AG121A	1	MOBILE COMPUTER WORKSTATION	COMPW00		
DECONTAMINATION ROOM	AG121A	6	WATERPROOF COVER TYPE A	WPCA00		
DECONTAMINATION ROOM	AG121A	4	WATERPROOF COVER TYPE B	WPCB00		
DECONTAMINATION ROOM	AG121A	1	HAND HYGIENE SINK	HHS01		
DECONTAMINATION ROOM	AG121A	1	AUTO DOOR OPERATOR	AUDOR00		
DECONTAMINATION ROOM	AG121A	5	PRIVACY SCREEN	PRSCR001		
DECONTAMINATION ROOM	AG121A	5	NURSE CALL	NCALL00		
DECONTAMINATION ROOM	AG121A	1	AUDIO/VIDEO	AUVO00		
DECONTAMINATION ROOM	AG121A	2	TRANSPORT STRETCHER	STRTR00		
DECONTAMINATION ROOM	AG121A	2	ANALOG PHONE	ANAPH00		
DECONTAMINATION ROOM	AG121A	1	PAPER TOWER DISPENSER	ZPAPA00		
DECONTAMINATION ROOM	AG121A	1	SOAP DISPENSER	ZSOAP00		
CLEAN ROOM	AG121B	2	GRAB BAR	TA30V		
CLEAN ROOM	AG121B	1	COAT RACK STRIP	CORK01		
CLEAN ROOM	AG121B	3	COAT RACK	CORK01		
CLEAN ROOM	AG121B	2	FOLDING BENCH	FLBC01		
CLEAN ROOM	AG121B	1	HAND HYGIENE SINK	HHS01		
CLEAN ROOM	AG121B	1	DOMESTIC REFRIGERATOR W/O FREZZER	REFDO00		
CLEAN ROOM	AG121B	1	AUDIO/VIDEO	AUVO00		
CLEAN ROOM	AG121B	1	ERGOTRON WALL-MOUNTED WORKSTATION	WMWS01		
CLEAN ROOM	AG121B	1	PAPER TOWER DISPENSER	ZPAPA00		
CLEAN ROOM	AG121B	1	SOAP DISPENSER	ZSOAP00		
MEDICATION ROOM	AG160Y	1	PYXIS MEDSTATION MAIN	DISPM00		
MEDICATION ROOM	AG160Y	3	PYXIS MEDSTATION 7-DRWERS	PAUX01		
MEDICATION ROOM	AG160Y	1	HAND HYGIENE SINK	HHS01		
MEDICATION ROOM	AG160Y	1	SHARPS CONTAINER DISPOSAL WALL MOUNTED	SCDWM00		
MEDICATION ROOM	AG160Y	1	PYXIS 1-DOOR REFRIGERATOR	PIXS00		
MEDICATION ROOM	AG160Y	1	NARCOTIC DISPOSAL WALL MOUNTED	NARD00		
MEDICATION ROOM	AG160Y	1	NARCOTIC RETURN BIN	NARB00		
MEDICATION ROOM	AG160Y	1	ANALOG PHONE	ANAPH00		
MEDICATION ROOM	AG160Y	1	ERGOTRON WALL-MOUNTED WORKSTATION	WMWS01		
MEDICATION ROOM	AG160Y	1	PAPER TOWER DISPENSER	ZPAPA00		
MEDICATION ROOM	AG160Y	1	SOAP DISPENSER	ZSOAP00		
Grand total: 134						

HDR ARCHITECTURE ASSOCIATES INC.
70 UNIVERSITY AVENUE,
SUITE 800

10428557
SUNNYBROOK HEALTH SCIENCES CENTRE
EMERGENCY DEPARTMENT RENOVATIONS

2075 Bayview Avenue, North York,
ON M4N 3M5

Sunnybrook
HEALTH SCIENCES CENTRE

Project Manager	HDR
Project Designer	HDR
Project Architect	HDR
Mechanical Engineer	HHA
Electrical Engineer	HHA
Interior Designer	HDR
Equipment Planner	HDR
Wayfinding	---
Drawn By	Author

MARK	DATE	DESCRIPTION
1	2026.03.31	Issued for 100% CD
2	2026.08.19	Issued for Tender

Project Number	10428557
Original Issue	03/31/2026 -

Professional Certification

Sheet Name
EQUIPMENT SCHEDULE

Scale

Sheet Number
A-108

Autodesk Docs://10428557_SHSC_sw25842_ED_Reno/10428557-A-SHSC-ED Reno.rvt
8/19/2026 10:33:36 AM

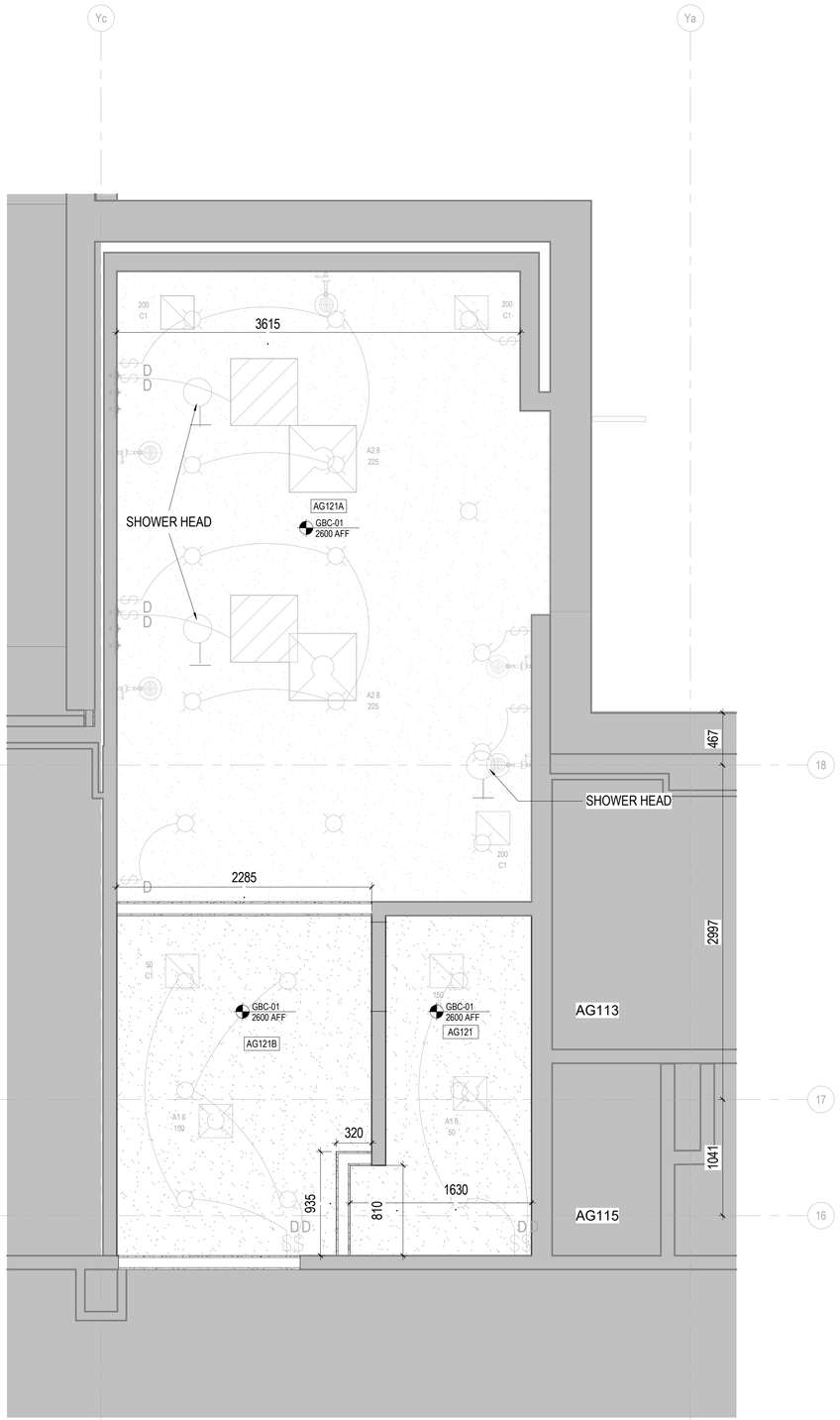

1 REFLECTED CEILING PLAN - DECONTAMINATION ROOM

1 : 25

GENERAL NOTES:

SHADED AREA GENERALLY DENOTES EXISTING TO REMAIN. PERFORM ADDITIONAL CUT AND PATCH AS INDICATED ON DOCUMENTS

REFER TO RCP SHEETS IN ELECTRICAL / MECHANICAL DRAWINGS

REFLECTED CEILING PLANS - GENERAL NOTES

1- ALL CEILING HEIGHTS TO BE AT 2600mm ABOVE FINISHED FLOOR UNLESS NOTED OTHERWISE.

2- REFLECTED CEILING PLANS TO BE READ IN CONJUNCTION WITH ROOM FINISH SCHEDULES, SPECIFICATIONS, ARCHITECTURAL CEILING DETAILS, STRUCTURAL, MECHANICAL, ELECTRICAL, FIRE PROTECTION AND FIRE & LIFE SAFETY DRAWINGS.

3- THE MECHANICAL AND ELECTRICAL DRAWINGS SHALL GOVERN OVER THE ARCHITECTURAL DRAWINGS FOR DEVICE TYPE AND QUANTITY. THE ARCHITECTURAL DRAWINGS SHALL GOVERN OVER THE MECHANICAL AND ELECTRICAL DRAWINGS FOR LOCATION.

4- CONTRACTOR TO REPORT ANY DISCREPANCIES AND/OR INCONSISTENCIES BETWEEN THE ARCHITECTURAL DRAWINGS AND THAT OF ANY OTHER CONSULTANT'S DRAWINGS TO THE ARCHITECT.

5- CONTRACTOR TO REVIEW AND COORDINATE THE LOCATION OF ACCESS PANELS WITH MECHANICAL AND ELECTRICAL DRAWINGS. FINAL LOCATIONS OF ACCESS PANELS TO BE REVIEWED BY MEP CONSULTANT AND ARCHITECT PRIOR TO INSTALLATION. ACCESS PANELS TO MATCH CEILING FINISH COLOR.

6- IN ACOUSTIC TILE CEILINGS, FIXTURES GRAPHICALLY SHOWN IN THE DRAWINGS AS INTERSECTING T-BAR SUSPENSION SYSTEMS AND/OR OTHER ELEMENTS ARE TO BE LOCATED WITHIN THE NEAREST AVAILABLE CEILING TILE.

7- MOUNT ALL FIXTURES IN EXPOSED CEILINGS AT XXXXmm ABOVE FINISHED FLOOR UNLESS NOTED OTHERWISE.

8- THE STANDARD PLACEMENT OF CEILING MOUNTED DEVICES WITHIN A SINGLE FULL SIZED (GYPSUM BOARD) ACOUSTIC CEILING TILE SHALL BE THE FOLLOWING UNLESS NOTED OTHERWISE.

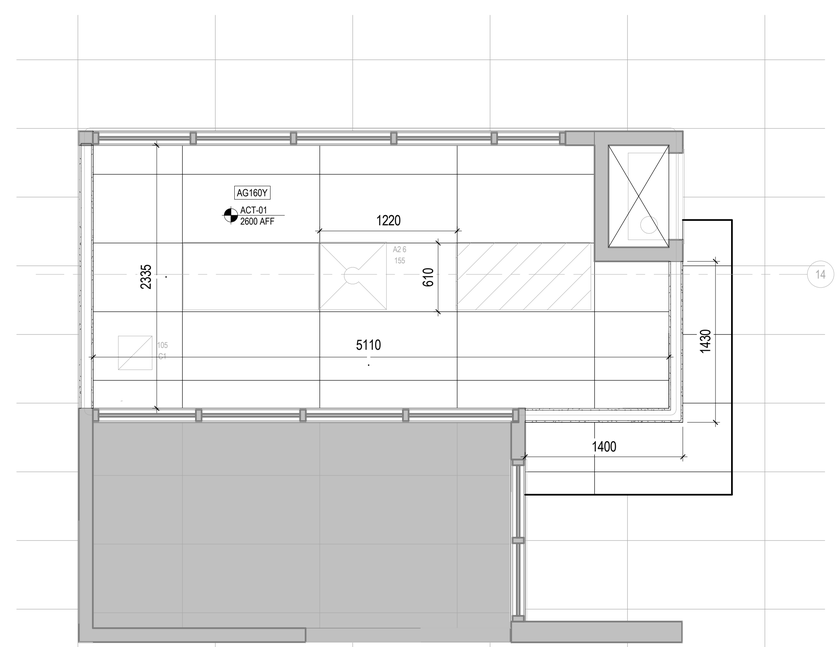

2 REFLECTED CEILING PLAN - MEDICATION ROOM

1 : 25

HDR ARCHITECTURE ASSOCIATES INC.
70 UNIVERSITY AVENUE,
SUITE 800

10428557
SUNNYBROOK HEALTH SCIENCES CENTRE EMERGENCY DEPARTMENT RENOVATIONS

2075 Bayview Avenue, North York,
ON M4N 3M5

Sunnybrook HEALTH SCIENCES CENTRE

Project Manager	HDR
Project Designer	HDR
Project Architect	HDR
Mechanical Engineer	HHA
Electrical Engineer	HHA
Interior Designer	HDR
Equipment Planner	HDR
Wayfinding	---
Drawn By	Author

MARK	DATE	DESCRIPTION
1	2026.03.31	Issued for 100% CD
2	2026.08.19	Issued for Tender

Project Number	10428557
Original Issue	03/31/2026 -

Professional Certification

Sheet Name

REFLECTED CEILING PLAN - DECONTAMINATION ROOM

Scale

As indicated

Sheet Number

A-109

Autodesk Docs://10428557_SHSC_sw26842_ED_Reno/10428557-A-SHSC-ED Reno.rvt
8/19/2026 10:33:37 AM

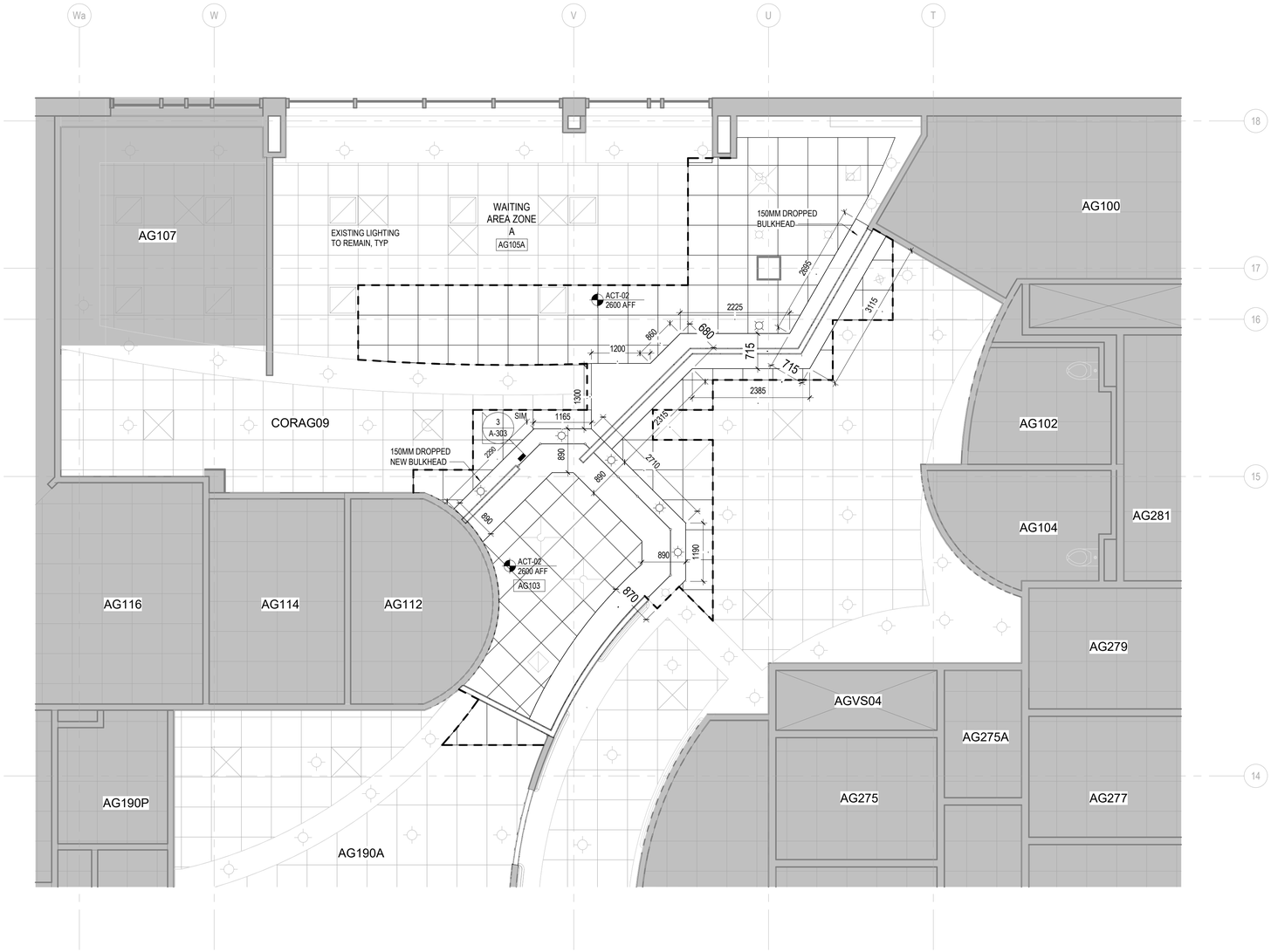

1 REFLECTED CEILING PLAN - SECURITY AREA

1 : 50

GENERAL NOTES:

SHADED AREA GENERALLY DENOTES EXISTING TO REMAIN. PERFORM ADDITIONAL CUT AND PATCH AS INDICATED ON DOCUMENTS

REFER TO RCP SHEETS IN ELECTRICAL / MECHANICAL DRAWINGS

REFLECTED CEILING PLANS - GENERAL NOTES

1- ALL CEILING HEIGHTS TO BE AT 2600mm ABOVE FINISHED FLOOR UNLESS NOTED OTHERWISE.

2- REFLECTED CEILING PLANS TO BE READ IN CONJUNCTION WITH ROOM FINISH SCHEDULES, SPECIFICATIONS, ARCHITECTURAL CEILING DETAILS, STRUCTURAL, MECHANICAL, ELECTRICAL, FIRE PROTECTION AND FIRE & LIFE SAFETY DRAWINGS.

3- THE MECHANICAL AND ELECTRICAL DRAWINGS SHALL GOVERN OVER THE ARCHITECTURAL DRAWINGS FOR DEVICE TYPE AND QUANTITY. THE ARCHITECTURAL DRAWINGS SHALL GOVERN OVER THE MECHANICAL AND ELECTRICAL DRAWINGS FOR LOCATION.

4- CONTRACTOR TO REPORT ANY DISCREPANCIES AND/OR INCONSISTENCIES BETWEEN THE ARCHITECTURAL DRAWINGS AND THAT OF ANY OTHER CONSULTANT'S DRAWINGS TO THE ARCHITECT.

5- CONTRACTOR TO REVIEW AND COORDINATE THE LOCATION OF ACCESS PANELS WITH MECHANICAL AND ELECTRICAL DRAWINGS. FINAL LOCATIONS OF ACCESS PANELS TO BE REVIEWED BY MEP CONSULTANT AND ARCHITECT PRIOR TO INSTALLATION. ACCESS PANELS TO MATCH CEILING FINISH COLOR.

6- IN ACOUSTIC TILE CEILINGS, FIXTURES GRAPHICALLY SHOWN IN THE DRAWINGS AS INTERSECTING T-BAR SUSPENSION SYSTEMS AND/OR OTHER ELEMENTS ARE TO BE LOCATED WITHIN THE NEAREST AVAILABLE CEILING TILE.

7- MOUNT ALL FIXTURES IN EXPOSED CEILINGS AT XXXXmm ABOVE FINISHED FLOOR UNLESS NOTED OTHERWISE.

8- THE STANDARD PLACEMENT OF CEILING MOUNTED DEVICES WITHIN A SINGLE FULL SIZED (GYPSUM BOARD) ACOUSTIC CEILING TILE SHALL BE THE FOLLOWING UNLESS NOTED OTHERWISE.

HDR ARCHITECTURE ASSOCIATES INC.
70 UNIVERSITY AVENUE,
SUITE 800

10428557
SUNNYBROOK HEALTH SCIENCES CENTRE
EMERGENCY DEPARTMENT RENOVATIONS

2075 Bayview Avenue, North York,
ON M4N 3M5

Sunnybrook
HEALTH SCIENCES CENTRE

Project Manager	HDR
Project Designer	HDR
Project Architect	HDR
Mechanical Engineer	HHA
Electrical Engineer	HHA
Interior Designer	HDR
Equipment Planner	HDR
Wayfinding	---
Drawn By	Author

MARK	DATE	DESCRIPTION
1	2026.03.31	Issued for 100% CD
2	2026.08.19	Issued for Tender

Project Number	10428557
Original Issue	03/31/2026 -

Professional Certification

Sheet Name

REFLECTED CEILING PLAN - SECURITY AREA PLAN

Scale

As indicated

Sheet Number

A-110

Autodesk Docs://10428557_SHSC_sw25842_ED_Reno/10428557-A-SHSC-ED Reno.rvt
8/19/2026 10:33:38 AM

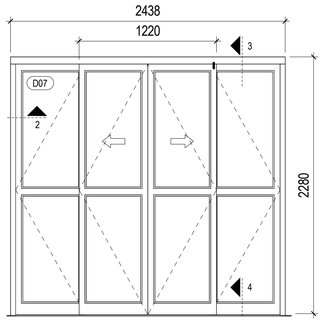

1 MAIN DOOR - SECURITY - WAITING AREA - D07
1 : 25

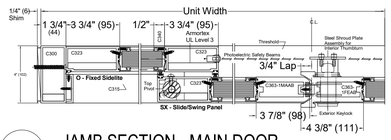

2 JAMB SECTION - MAIN DOOR
1 : 5

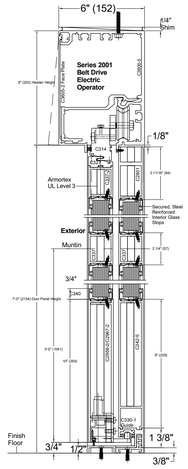

3 HEAD SECTION - MAIN DOOR
1 : 5

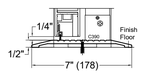

4 SECTION DETAIL - MAIN DOOR
1 : 5

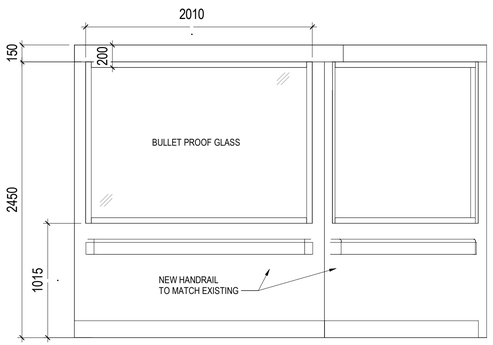

5 WINDOW WALL ELEVATION A1
1 : 25

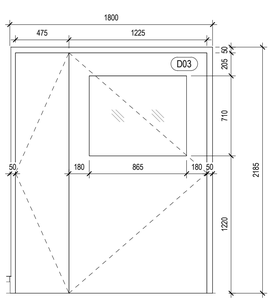

6 DECONTAMINATION DOOR - D03
1 : 25

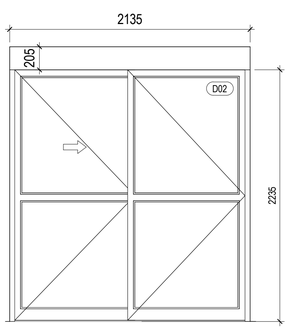

7 DECONTAMINATION DOOR - D02
1 : 25

DOOR AND FRAME SCHEDULE

IDENTIFICATION			DIMENSIONS			DIMENSIONS			PANEL				FRAME				HARDWARE			
			WIDTH													FIRE				
LEVEL	ROOM NAME	MARK	W1	W2	ROUGH WIDTH	H	FRAME DEPTH	FRAME WIDTH	TYPE	MATERIAL	FINISH	GLAZING	TYPE	MATERIAL	FINISH	RATING	GROUP	Card Access	ADO	NOTES
LEVEL 01	CLEAN ROOM	D01	1215		1315	2135	150	50	F	ALUM	PTM1		F01	HM	PTM1	1HR	YES	Yes	No	5, 6, 7, 8
LEVEL 01	CLEAN ROOM	D02	1068	1043	1880	2235	150	45	A	ALUM	PTM1	CLEAR	F02	HM	PTM1			Yes	No	
LEVEL 01	DECONTAMINATION ROOM	D03	1225	475	1800	2135	390	50	EX	ALUM	PTM1	DF1	F01	HM	PTM1			No	Yes	
LEVEL 01	SECURITY ROOM	D04	915		1015	2135	150	50	FG	ALUM	PTM1	DF1	F01	HM	PTM1			Yes	No	
LEVEL 01	SECURITY ROOM	D05	915		1015	2135	150	50	FG	ALUM	PTM1	DF1	F01	HM	PTM1		YES	Yes	No	5, 7, 8, 10
LEVEL 01	SECURITY ROOM	D06	915		1015	2135	150	50	FG	ALUM	PTM1	DF1	F01	HM	PTM1			Yes	No	
LEVEL 01	CORRIDOR	D07	610	623	2438	2235	100	45	FG	ALUM	PTM1	DF1	F02	HM	PTM1			No	No	
LEVEL 01	WAITING AREA ZONE B	D08	1219		1319	2135	180	50	FG	ALUM	PTM1	CLEAR	F01	HM	PTM1	1HR	YES	Yes	No	5, 7, 8, 10
LEVEL 01	MEDICATION ROOM	D09	915		1015	2135	180	50	N1	ALUM	PTM1	DF1	F01	HM	PTM1		YES	Yes	No	5, 7, 8, 10

DOOR PANEL TYPE:

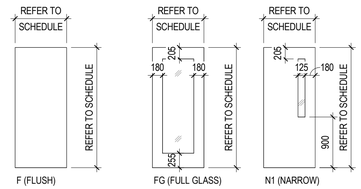

DOOR FRAME TYPE:

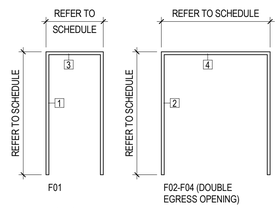

INTERIOR FRAME LEGEND GENERAL NOTES

1. REFER TO SHEETS A-201 RELATING HEAD, JAMB AND SILL DETAILS.
2. REFER TO HARDWARE SCHEDULE ISSUED IN AUGUST 13, 2026 BY HARDWARE SPYDER SC CONSULTANT.

HARDWARE SETS:

1. PASSAGE LEVERSET, CLOSER, RAMP STRIKE
2. LEVERSET WITH PRIVACY THUMBTURN, CLOSER, RAMP STRIKE
3. LEVERSET WITH KEYED CYLINDER & THUMBTURN, CLOSER, RAMP STRIKE
4. LEVER, ELECTRIC STRIKE, KEYSWITCH
5. LEVER, ELECTRIC STRIKE, CARD READER, KEYED CYLINDER, CLOSER
6. EXIT DEVICE, PULL WITH KEYSWITCH, MAGLOCK, CLOSER
7. WEATHERSTRIP, DOOR SWEEP
8. THRESHOLD
9. LOUVERED PANEL
10. KICKPLATE
11. SELF-CLOSING SLIDING HARDWARE, BARREL PULL

NOTE: REFER TO DOOR SCHEDULE FOR LOCATIONS OF AUTOMATIC DOOR OPERATORS (ADO) AND CARD READERS.

HDR ARCHITECTURE ASSOCIATES INC.
70 UNIVERSITY AVENUE,
SUITE 800

10428557
SUNNYBROOK HEALTH SCIENCES CENTRE
EMERGENCY DEPARTMENT RENOVATIONS

2075 Bayview Avenue, North York,
ON M4N 3M5

Sunnybrook
HEALTH SCIENCES CENTRE

Project Manager	HDR
Project Designer	HDR
Project Architect	HDR
Mechanical Engineer	HHA
Electrical Engineer	HHA
Interior Designer	HDR
Equipment Planner	HDR
Wayfinding	---
Drawn By	Author

MARK	DATE	DESCRIPTION
1	2026.03.31	Issued for 100% CD
2	2026.08.19	Issued for Tender

Project Number	10428557
Original Issue	03/31/2026 -

Professional Certification

Sheet Name
DOOR & FRAME SCHEDULE

Scale
As indicated

Sheet Number
A-200

Autodesk Docs://10428557_SHSC_swz5842_ED_Reno/10428557-A-SHSC-ED Reno.rvt
8/19/2026 10:33:40 AM

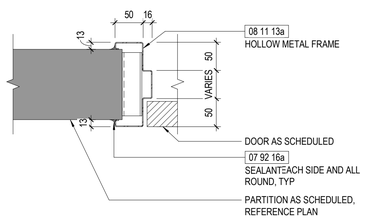

1 JAMB - HM INTERIOR DOOR

1 : 5

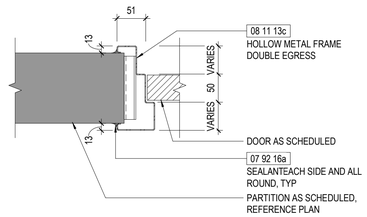

2 JAMB - HM DOUBLE EGRESS DOOR

1 : 5

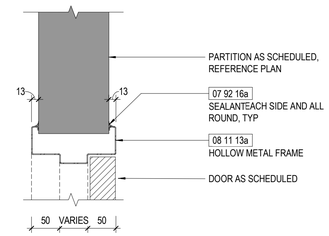

3 HEAD - HM INTERIOR DOOR

1 : 5

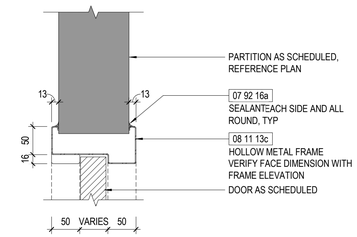

4 HEAD - HM DOUBLE EGRESS DOOR

1 : 5

HDR ARCHITECTURE ASSOCIATES INC.
70 UNIVERSITY AVENUE,
SUITE 800

10428557
SUNNYBROOK HEALTH SCIENCES CENTRE
EMERGENCY DEPARTMENT RENOVATIONS

2075 Bayview Avenue, North York,
ON M4N 3M5

Sunnybrook
HEALTH SCIENCES CENTRE

Project Manager	HDR
Project Designer	HDR
Project Architect	HDR
Mechanical Engineer	HHA
Electrical Engineer	HHA
Interior Designer	HDR
Equipment Planner	HDR
Wayfinding	---
Drawn By	Author

MARK	DATE	DESCRIPTION
1	2026.03.31	Issued for 100% CD
2	2026.08.19	Issued for Tender

Project Number	10428557
Original Issue	03/31/2026 -

Professional Certification

Sheet Name

DOOR FRAME DETAILS

Scale

1 : 5

Sheet Number

A-201

8/19/2026 10:33:40 AM Autodesk Docs://10428557_SHSC_sw25842_ED_Reno/10428557-A-SHSC-ED Reno.rvt

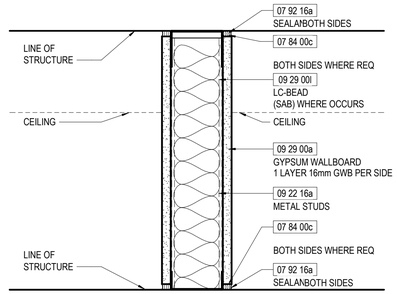

(TYPE A) TYPICAL PARTITION

NOTE: FIRE RESISTANCE TEST FOR ONE HOUR RATED WALLS: ULC W415

MARK	STUD WIDTH	PRTN WIDTH	Design STC
A2	<varies>	<varies>	<varies>
A3	3 5/8"	<varies>	
A4	3 5/8"	4 7/8"	35
A6	5 31/32"	7 1/4"	35

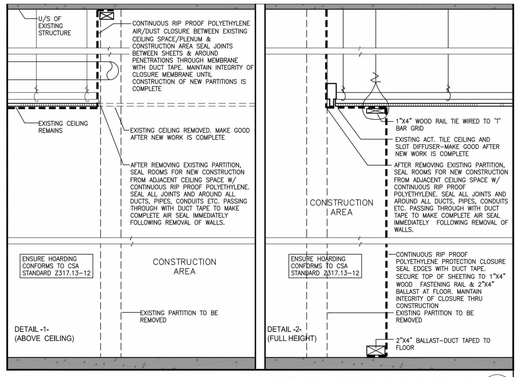

TYP. POLYETHELENE CLOSURE (H2) 1
SCALE: N.T.S.

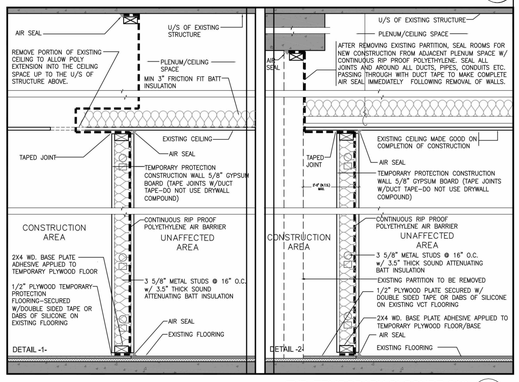

REFER TO SHEET A-011 HOARDING PLAN

TYP. TEMPORARY CLOSURE (H1) 2
SCALE: N.T.S.

GENERAL PARTITION NOTES

1- PARTITIONS ARE DISTINGUISHED ON FLOOR PLANS BY SYMBOL DESIGNATION, GRAPHIC DESIGNATION OR A COMBINATION OF BOTH DESIGNATIONS. SOME PARTITION TYPES SHOWN ON THIS SHEET MAY NOT BE USED ON THIS PROJECT.

2- ALL WALLS NOT DESIGNATED WITH A GRAPHIC OR TAG TO BE TYPE A. IF UNCLEAR CONTACT ARCHITECT.

3- "METAL STUDS" INDICATED ON THIS SHEET FOR INTERIOR PARTITIONS REFER TO THOSE SPECIFIED IN SECTION 09 22 16 - NON STRUCTURAL METAL FRAMING. REFER TO SPECIFICATIONS FOR ADDITIONAL CRITERIA SUCH AS MINIMUM STUD SPACING, MINIMUM GAUGE AND PERMISSIBLE DEFLECTION LIMITS. SEE SECTION 05 41 04 LOAD BEARING METAL STUD SYSTEM FOR FRAMING THAT IS OUTSIDE THE SCOPE OF 09 22 16 AND ASTM C754, SUCH AS LONG HEADERS, CANTILEVERED WALLS, TALL WALLS, WALKABLE CEILINGS AND THEIR SUPPORTS, WALLS EXCEEDING SPAN TABLES AND OTHER UNUSUAL FRAMING CONDITIONS.

4- SOUND TRANSMISSION CLASS (STC) IS A RATING SYSTEM THAT DESCRIBES THE ABILITY OF AN ASSEMBLY TO REDUCE THE TRANSMISSION OF SOUND. CONFIGURE SOUND-RATED WALL ASSEMBLIES TO ACHIEVE THE MINIMUM REQUIREMENTS STIPULATED IN THE DESIGN STC LISTED. STC RATINGS LISTED ARE BASED ON LABORATORY TESTING AND ARE NOT INDICATIVE OF RESULTS IN FIELD.

5- SOUND ATTENUATION BATTS (SAB) ARE SPECIFIED IN SECTION 09 29 00. WHERE SAB ARE INDICATED, THEY SHALL EXTEND CONTINUOUSLY FROM FLOOR TO STRUCTURE ABOVE.

6- PARTITIONS ARE INDICATED WITH CONVENTIONAL GYPSUM WALLBOARD U.N.O.; UPGRADE TO PREMIUM TYPES OF WALLBOARD (I.E., MOISTURE-RESISTANT, TILE-BACKER BOARD, ACOUSTICALLY ENHANCED, ETC.) BASED ON THEIR LOCATION AND ACCORDING TO REQUIREMENTS OF SECTION 09 29 00.

7- AT FIRE RATED AND ACOUSTIC PARTITIONS, RECESSED ELECTRICAL AND DATA OUTLET BOXES THAT PENETRATE OPPOSITE SIDES OF A PARTITION TO BE SEPARATED BY A MINIMUM OF ONE STUD CAVITY.

8- REFER TO D6/A-722 FOR RECESSED PANEL LOCATIONS WITHIN FIRE RATED PARTITIONS

9- SEALANTS INDICATED MAY BE FOR FIRE RATING, SMOKE RATING, AIR PRESSURE CONTAINMENT, ACOUSTIC RATING, VERMIN CONTROL, MOVEMENT (CRACK) CONTROL AND/OR BIOLOGICAL CONTAINMENT. SEALANT JOINTS ARE TO BE SIZED FOR EXPECTED MOVEMENT OF JOINT WITH EXPANSION/CONTRACTION CAPACITY OF SEALANT MATERIAL TO MAINTAIN THE INTEGRITY OF THE SEAL FOR THESE APPLICABLE PARAMETERS. SEE SPECIFICATION SECTION 07 92 16 FOR INTERIOR JOINT SEALANTS.

10- REFER TYPICAL PARTITION HEAD DETAILS ON A-721 AND TO SECTION 07 84 00 FOR HEAD-OF-WALL FIRESTOPPING AND SEALING OF THRU-WALL PENETRATIONS.

11- "LINE OF STRUCTURE" INDICATED FOR EACH PARTITION IS DIAGRAMATIC ONLY AND DOES NOT INDICATE EXACT CONSTRUCTION CONDITIONS OR GEOMETRY.

12- WHERE LEAD LINING IS INDICATED IN PLAN, LEAD LINING IS TO BE PLACED ON RADIOGRAPHIC SIDE OF ROOM AND TO EXTEND UP TO 2135mm A.F.F., U.N.O. LEAD THICKNESS TO BE SPECIFIED BY OWNER'S PHYSICIST REPORT.

13- FIRE RESISTANT AND FIRE RESISTANT SMOKE BARRIER RATINGS ARE TO CONTINUE THROUGH ALL OPENINGS IN RATED PARTITIONS.

14- SMOKE RESISTANT, FIRE RESISTANT, AND FIRE RESISTANT SMOKE BARRIER PARTITIONS SHALL EXTEND AND SEAL TO INSIDE FACE OF EXTERIOR SHEATHING, INCLUDING EXTENSIONS THROUGH SOFFITS.

15- REFER TO THE TOILET ACCESSORIES SHEET AND CASEWORK SHEETS FOR MOUNTING DETAIL INFORMATION.

16- REFER TO SHEET A-721 AND A-722 FOR ADDITIONAL PARTITION DETAILS AND FRAMING INFORMATION.

PARTITION TAGGING LEGEND

THE TYPICAL PARTITION TAG SYMBOL DESIGNATION HAS TWO CHARACTERS. THE FIRST CHARACTER IS A LETTER INDICATING THE PARTITITON TYPE, THE SECOND CHARACTER IS A NUMERIC INDICATION OF THE STUD OR CMU WIDTH. IF A "≠" SYMBOL IS SHOWN AS THE FIRST CHARACTER, THIS INDICATES THE PARTITION **DOES NOT** HAVE SOUND ATTENUATION. IN SOME INSTANCES, AN ADDITIONAL CHARACTER OR "MODIFIER" MAY BE ADDED TO THE END AND/OR THE LINE BELOW TO INDICATE ADDITIONAL CHARACTERISTICS WITHIN THE WALL. REFER TO CHART BELOW FOR MODIFIER DEFINITIONS.
IF NO PARTITION TAG OR NUMERIC SECOND CHARACTER EXISTS, THE STUD SIZE WILL BE 92mm TYPICAL, U.N.O.

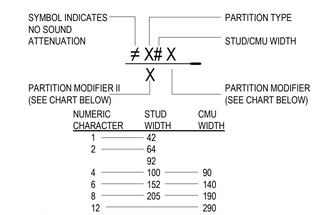

PARTITION MODIFIER	MODIFIER DESCRIPTION
L	PROVIDE LEAD SHIELDING ON RADIOGRAPHIC SIDE OF ROOM.
S	PROVIDE SECURITY MESH AT GWB.
T	PROVIDE STAGGERED STUDS WITHIN A SINGLE TRACK, SNAKE SOUND ATTENUATION BATTS AROUND STAGGERED STUDS.
P	PROVIDE ADDITIONAL FINISH PANEL TO BASE PARTITION (WOOD, FRP, PHENOLIC, ACOUSTIC STONE PANELS, ETC.)
M	PROVIDE CONCRETE OR MASONRY CURB AT BASE OF PARTITION (CAN BE UTILIZED AT A KITCHEN OR MECHANICAL ROOM)
PARTION MODIFIER II	

HDR ARCHITECTURE ASSOCIATES INC.
70 UNIVERSITY AVENUE,
SUITE 800

10428557
SUNNYBROOK HEALTH SCIENCES CENTRE EMERGENCY DEPARTMENT RENOVATIONS

2075 Bayview Avenue, North York,
ON M4N 3M5

Sunnybrook HEALTH SCIENCES CENTRE

Project Manager	HDR
Project Designer	HDR
Project Architect	HDR
Mechanical Engineer	HHA
Electrical Engineer	HHA
Interior Designer	HDR
Equipment Planner	HDR
Wayfinding	---
Drawn By	Author

MARK	DATE	DESCRIPTION
1	2026.03.31	Issued for 100% CD
2	2026.08.19	Issued for Tender

Project Number	10428557
Original Issue	03/31/2026 -

Professional Certification

Sheet Name
STANDARD PARTITION TYPES

Scale
As indicated

Sheet Number
A-300

8/19/2026 10:33:41 AM Autodesk Docs://10428557_SHSC_sw25842_ED_Reno/10428557-A-SHSC-ED Reno.rvt

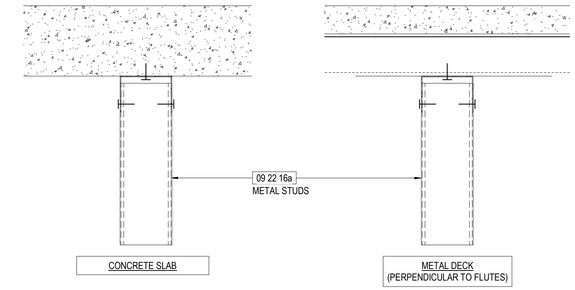

D3 STUD PARTITIONS - NON-FIRE, NON-SMOKE, NON-SOUND CONTROL PARTITIONS

1 : 5

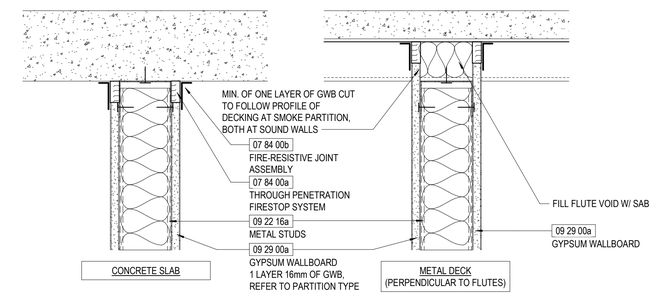

C3 STUD PARTITIONS - SMOKE PARTITIONS AND SOUND CONTROL PARTITIONS

1 : 5

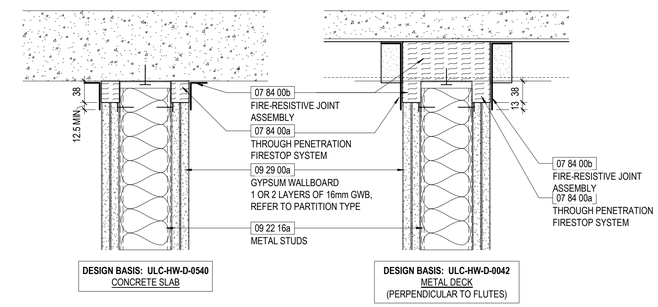

B3 STUD PARTITIONS - FIRE RATED PARTITIONS

1 : 5

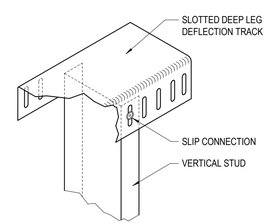

ISOMETRIC VIEW OF SLOTTED TOP TRACK

GENERAL NOTES

1. CONDITIONS INDICATED SHOW DESIGN INTENT, ESPECIALLY IN REGARD TO ACCOMMODATION OF STRUCTURAL DEFLECTION AND CONTINUITY OF INTEGRITY OF SOUND, SMOKE AND FIRE WALLS.
2. DESIGN INTENT DETAILS ARE NOT INTENDED TO BE PROPRIETARY. CONTRACTOR MAY EMPLOY SIMILAR HEAD-OF-WALL DESIGNS AND COMPONENTS AS APPROPRIATE FOR CONDITIONS.
3. DESIGN INTENT DETAILS MAY NOT SHOW ALL CONDITIONS TO BE ENCOUNTERED ON A PROJECT. COMPLY WITH MANUFACTURER AND UL APPROVED METHODS FOR ATYPICAL CONDITIONS.
4. SECURE TOP OF INTERIOR PARTITIONS TO SUPERSTRUCTURE IN A WAY THAT PROVIDES LATERAL STABILITY (PERPENDICULAR-TO AND IN-PLANE WITH WALL) YET ALLOWING FOR A MINIMUM OF 19mm OF VERTICAL DEFLECTION OF THE SUPERSTRUCTURE.
5. RIGIDLY SECURE SLOTTED TOP TRACK TO BUILDING SUPERSTRUCTURE IN AN APPROVED MANNER. EMPLOY Z-BARS, COLD-ROLLED CHANNELS OR SIMILAR SPACER TO ACCOMMODATE THICKNESS OF SECTION 07 81 16 FIREPROOFING.
6. SLOTTED TOP TRACK, INDICATED ON THESE DETAILS, IS THE BASIS FOR DESIGN AND REFERS TO DEEP-LEG TRACKS WITH VERTICALLY SLOTTED HOLES. OPTIONAL MANUFACTURERS MAY PROVIDE SIMILAR, PROPRIETARY METHODS IN ACCORDANCE WITH THE PROVISIONS OF SPECIFICATION SECTION 09 22 16.
7. SECURE VERTICAL STUDS TO SLOTTED TOP TRACK AT MID-HEIGHT OF VERTICAL SLOTS IN TRACK. COMPONENTS INTENDED TO SLIDE VERTICALLY AS SUPERSTRUCTURE DEFLECTS.
8. DO NOT SCREW GYPSUM WALLBOARD TO TOP TRACK OR SUPERSTRUCTURE. GWB SCREWS INTO THE STUDS MUST BE AT LEAST 25mm BELOW THE BOTTOM OF THE TOP TRACK.
9. REFER TO PARTITION STANDARDS FOR SPECIFIC WALL TYPES.
10. AT FIRE -RATED WALLS REFER TO SPECIFICATION SECTION 07 84 00 FOR ADDITIONAL REQUIREMENTS REGARDING HEAD-OF-WALL CONDITIONS.
11. MAINTAIN ACOUSTIC RATING WHERE SOUND-CONTROL WALLS ARE INDICATED.
12. FIRESTOPPING AND ACOUSTICAL SEALANTS SHALL AUTOBOND. PROVIDE EXPOSED CLEAN SEALANT (TO CONCEAL FIRESTOPPING) AT FOOD SERVICE, FDA INSPECTED PRODUCTION FACILITIES, VIVARIA, BIOLOGICAL CONTAINMENT AND CLEAN ROOM APPLICATIONS.
13. WHERE A WALL IS DESIGNATED AS BOTH A SOUND-CONTROL WALL AND A FIRE-RATED WALL, REFER TO FIRE-RATED HEAD-OF-WALL CONDITIONS.
14. WHERE A WALL IS DESIGNATED AS A SOUND-CONTROL WALL, FILL ALL VOIDS WITH SOUND ATTENTUATION BATTS (SAB).
15. SMOKE PARTITIONS REQUIRE THAT AT LEAST ONE LAYER OF GWB, AND SOUND-CONTROL WALLS REQUIRE GWB ON BOTH SIDES, BE CUT TO FOLLOW UNDULATING SURFACES OF THE SUPERSTRUCTURE INCLUDING, BUT NOT LIMITED TO, FLUTES IN METAL DECKING. PROVIDE A CONTINUOUS BEAD OF SEALANT (AS SPECIFIED) TO SUPERSTRUCTURE.
16. PROVIDE INSULATION IN KING STUDS, HEADERS AND DOOR JAMBS.

A3 GENERAL REQUIREMENTS FOR STUD PARTITIONS

1 : 5

HDR ARCHITECTURE ASSOCIATES INC.
70 UNIVERSITY AVENUE,
SUITE 800

10428557
SUNNYBROOK HEALTH SCIENCES CENTRE
EMERGENCY DEPARTMENT RENOVATIONS

2075 Bayview Avenue, North York,
ON M4N 3M5

Sunnybrook
HEALTH SCIENCES CENTRE

Project Manager	HDR
Project Designer	HDR
Project Architect	HDR
Mechanical Engineer	HHA
Electrical Engineer	HHA
Interior Designer	HDR
Equipment Planner	HDR
Wayfinding	---
Drawn By	Author

MARK	DATE	DESCRIPTION
1	2026.03.31	Issued for 100% CD
2	2026.08.19	Issued for Tender

Project Number	10428557
Original Issue	03/31/2026 -

Professional Certification

Sheet Name

PARTITION HEAD DETAILS

Scale

1 : 5

Sheet Number

A-301

Autodesk Docs://10428557_SHSC_sw25842_ED_Reno/10428557-A-SHSC-ED Reno.rvt
8/19/2026 10:33:42 AM

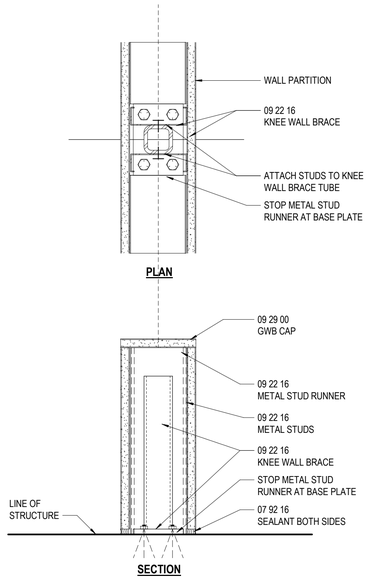

C1 KNEE WALL
1 : 5

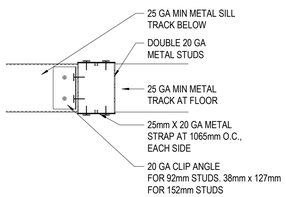

C2 LARGE OPENING JAMB STUDS
1 : 5

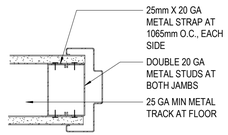

C3 DOOR OPENING JAMB STUDS
1 : 5

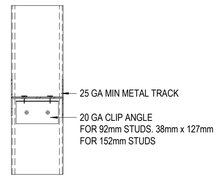

C4 OPENING HEADER
1 : 5

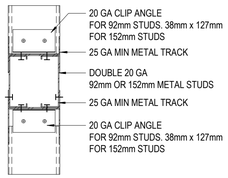

C5 DOUBLE DOOR LARGE OPENING HEADER
1 : 5

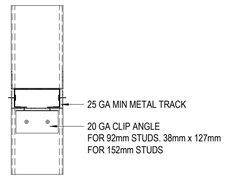

C6 DOOR OPENING HEADER
1 : 5

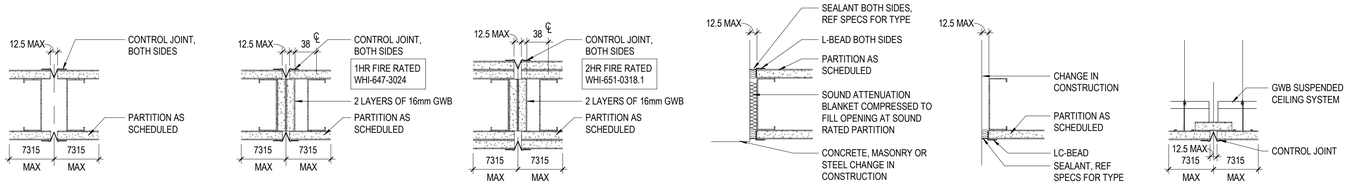

ADDITIONAL NOTES:

1. BUILDING CODE REQUIRES THAT "SMOKE PARTITIONS" BE SEALED TO STRUCTURE AS INDICATED TO SUCCESSFULLY "LIMIT THE PASSAGE OF SMOKE".
2. CONDITIONS INDICATED TO SHOW DESIGN INTENT, AND NOT INTENDED TO BE PROPRIETARY. CONTRACTOR MAY EMPLOY SIMILAR UL-APPROVED CONTROL JOINTS DESIGNS THAT ARE APPROPRIATE FOR THE SPECIFIC CONDITION. JOINTS TO BE SIZED TO ACCOMMODATE MOVEMENT CAPABILITIES OF FIRESTOP ASSEMBLY.

B6 GYPSUM WALLBOARD CONTROL JOINT DETAILS
1 : 5

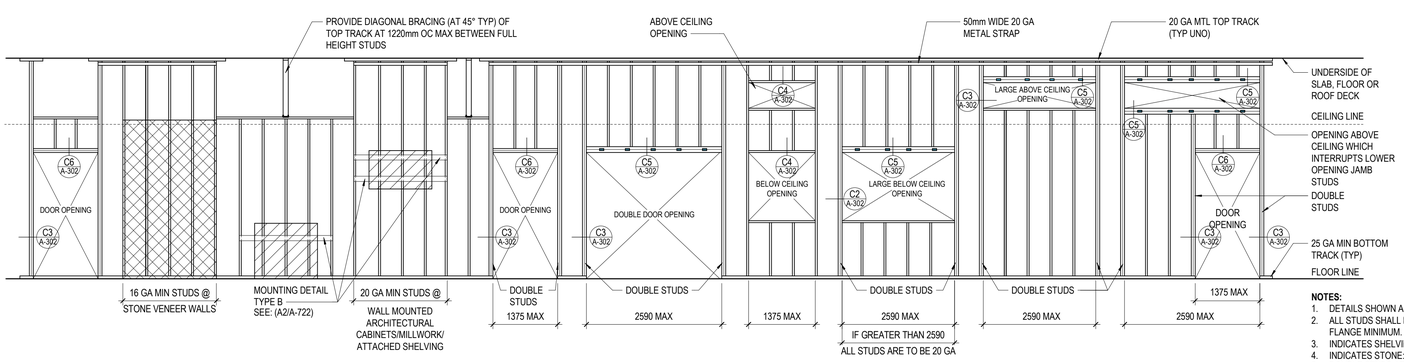

NOTES:

1. DETAILS SHOWN ASSUME STUDS ARE SPACED 405mm OC
2. ALL STUDS SHALL BE "C" STUDS WITH 32mm RETURN FLANGE MINIMUM.
3. INDICATES SHELVING OR CABINETRY:
4. INDICATES STONE:
5. DOUBLE STUDS AT SIDES OF OPENING **SHALL NOT** BE CUT FOR DUCTWORK OR ANY OTHER MECHANICAL SYSTEMS.
6. REFER TO A-305 FOR MOUNTING TYPE DETAILS.
7. PROVIDE PARTITION BRACING AT ALL ASSEMBLIES OVER 4575mm IN HEIGHT, U.N.O.

A6 TYPICAL PARTITION INTERIOR FRAMING
1 : 50

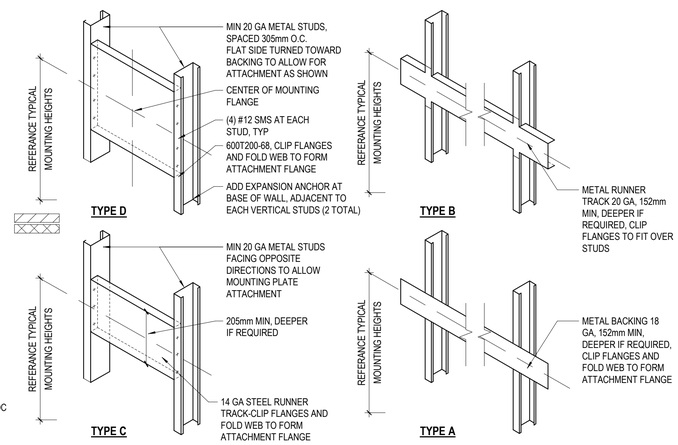

A2 METAL BACKING DETAILS FOR ACCESSORIES AND EQUIP.
1 : 5

HDR

HDR ARCHITECTURE ASSOCIATES INC.
70 UNIVERSITY AVENUE,
SUITE 800

10428557
SUNNYBROOK HEALTH SCIENCES CENTRE
EMERGENCY DEPARTMENT RENOVATIONS

2075 Bayview Avenue, North York,
ON M4N 3M5

Sunnybrook HEALTH SCIENCES CENTRE

Project Manager	HDR
Project Designer	HDR
Project Architect	HDR
Mechanical Engineer	HHA
Electrical Engineer	HHA
Interior Designer	HDR
Equipment Planner	HDR
Wayfinding	---
Drawn By	Author

MARK	DATE	DESCRIPTION
1	2026.03.31	Issued for 100% CD
2	2026.08.19	Issued for Tender

Project Number	10428557
Original Issue	03/31/2026 -

Professional Certification

Sheet Name
PARTITION FRAMING DETAILS

Scale
As indicated

Sheet Number
A-302

Autodesk Docs://10428557_SHSC_sw25842_ED_Reno/10428557-A-SHSC-ED Reno.rvt
8/19/2026 10:33:44 AM

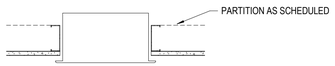

FRAMING AT PENETRATION IN NON-RATED CHASE

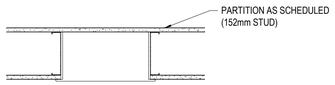

FRAMING AT PENETRATION IN NON-RATED WALL

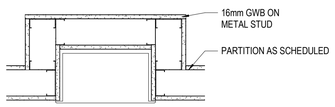

FRAMING AT PENETRATION IN NON-RATED WALL

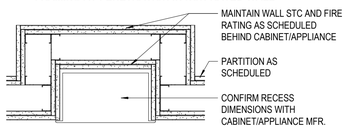

FRAMING AT PENETRATION IN 2-HR FIRE RATED WALL

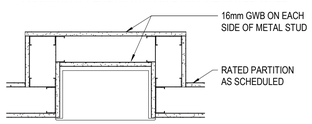

FRAMING AT PENETRATION IN 1-HR FIRE RATED WALL

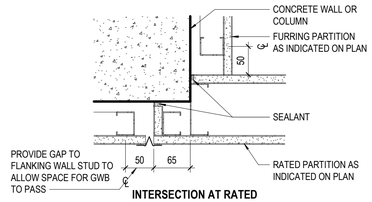

INTERSECTION AT RATED PARTITION AND CONCRETE

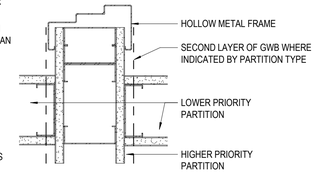

INTERSECTION OF CROSS CORRIDOR DOOR IN RATED PARTITION

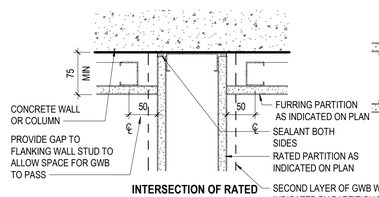

INTERSECTION OF RATED PARTITION AND CONCRETE

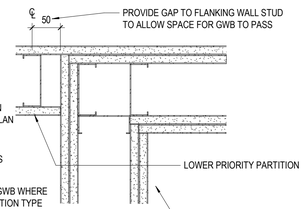

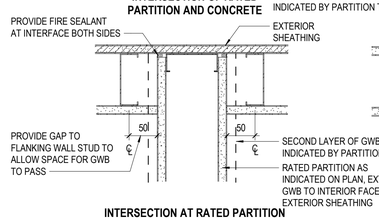

INTERSECTION AT RATED PARTITION AND EXTERIOR WALL

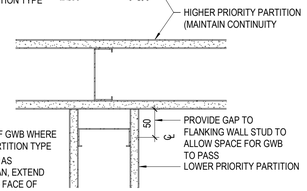

INTERSECTION AT VARIOUS WALL PRIORITY CONFIGURATIONS

WALL PRIORITY NOTES:

1. WHERE WALLS OF DIFFERENT FUNCTIONS/ RATINGS INTERSECT: WALLS OF HIGHER PRIORITY SHALL BE CONTINUOUS.
2. LOWER PRIORITY WALLS SHALL "ABUT" AND BE "SEALED TO" HIGHER PRIORITY WALLS, BUT SHALL NOT INTERRUPT CONTINUITY OF THE HIGHER PRIORITY WALL.

1 WALL RECESS DETAIL

1 : 10

2 TYPICAL GYPSUM WALLBOARD PRIORITY DETAILS

1 : 5

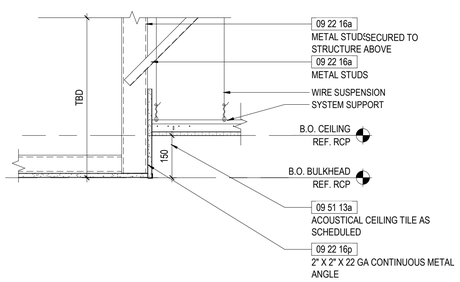

3 ACT @ BULKHEAD SECTION DETAIL

1 : 10

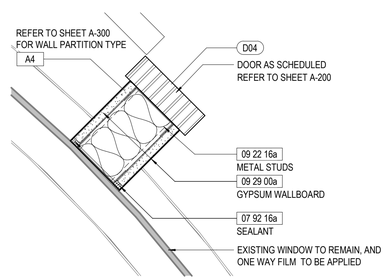

4 NEW WALL @ EXISTING WNIDOW PLAN DETAIL

1 : 5

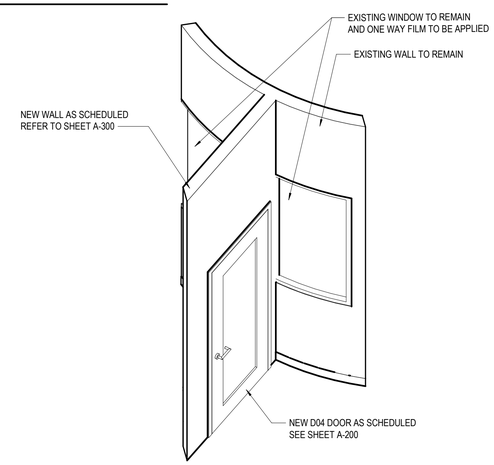

5 NEW WALL @ EXISTING WINDOW 3D DETAIL

HDR ARCHITECTURE ASSOCIATES INC.
70 UNIVERSITY AVENUE,
SUITE 800

10428557
SUNNYBROOK HEALTH SCIENCES CENTRE
EMERGENCY DEPARTMENT RENOVATIONS

2075 Bayview Avenue, North York,
ON M4N 3M5

Sunnybrook HEALTH SCIENCES CENTRE

Project Manager	HDR
Project Designer	HDR
Project Architect	HDR
Mechanical Engineer	HHA
Electrical Engineer	HHA
Interior Designer	HDR
Equipment Planner	HDR
Wayfinding	---
Drawn By	Author

MARK	DATE	DESCRIPTION
1	2026.03.31	Issued for 100% CD
2	2026.08.19	Issued for Tender

Project Number	10428557
Original Issue	03/31/2026 -

Professional Certification

Sheet Name

PARTITION, CEILING BULKHEAD AND FRAMING DETAILS

Scale

As indicated

Sheet Number

A-303

Autodesk Docs://10428557_SHSC_sw25942_ED_Reno/10428557-A-SHSC-ED Reno.rvt
8/19/2026 10:33:45 AM

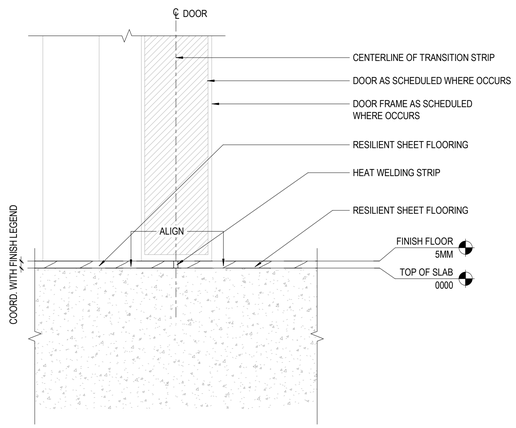

7 FLUSH TRANSITION @ RESILIENT TO RESILIENT (WELDED)
1 : 2

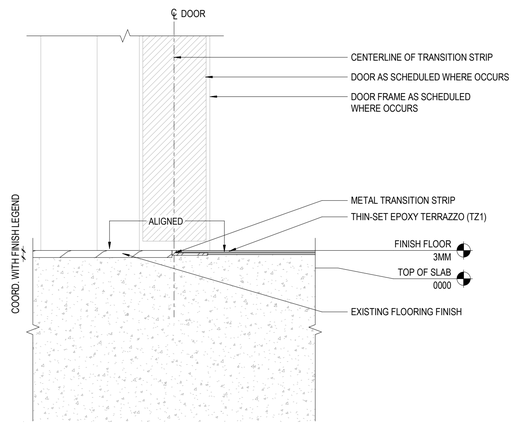

6 FLUSH TRANSITION DETAIL @ TZ1 TO EXISTING
1 : 2

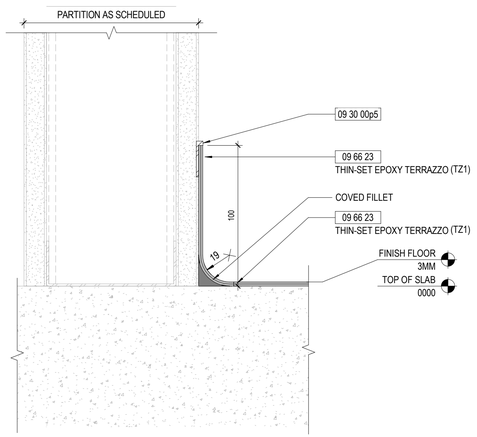

5 SEAMLESS EPOXY INTEGRAL COVE BASE DETAIL
1 : 2

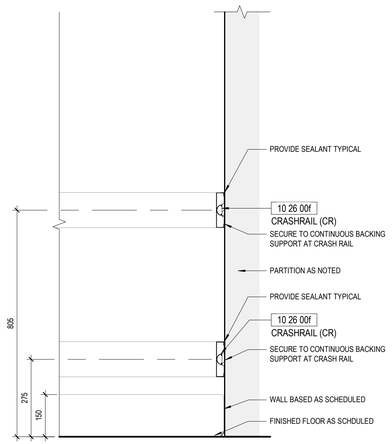

4 WP2 - DUAL CRASH RAIL
NOT TO SCALE

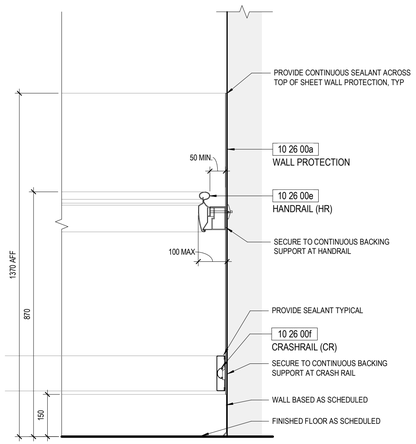

3 WP1 - HANDRAIL W/ SWP
NOT TO SCALE



2 SWP2 - FULL HEIGHT SEMI-RIGID SHEET
NOT TO SCALE

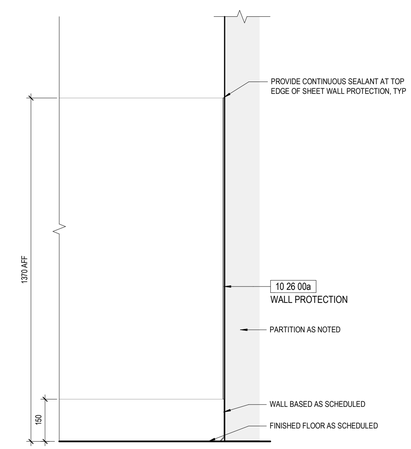

1 SWP1 - PARTIAL HEIGHT SEMI-RIGID SHEET
NOT TO SCALE

HDR ARCHITECTURE ASSOCIATES INC.
70 UNIVERSITY AVENUE,
SUITE 800

10428557
SUNNYBROOK HEALTH SCIENCES CENTRE
EMERGENCY DEPARTMENT RENOVATIONS

2075 Bayview Avenue, North York,
ON M4N 3M5

Sunnybrook
HEALTH SCIENCES CENTRE

Project Manager	HDR
Project Designer	HDR
Project Architect	HDR
Mechanical Engineer	HHA
Electrical Engineer	HHA
Interior Designer	HDR
Equipment Planner	HDR
Wayfinding	---
Drawn By	Author

MARK	DATE	DESCRIPTION
1	2026.03.31	Issued for 100% CD
2	2026.08.19	Issued for Tender

Project Number	10428557
Original Issue	03/31/2026 -

Professional Certification

Sheet Name
FLOOR BASE & WALL PROTECTION DETAILS

Scale
As indicated

Sheet Number
A-304

Autodesk Docs://10428557_SHSC_sw25842_ED_Reno/10428557-A-SHSC-ED Reno.rvt
8/19/2026 10:33:46 AM

STANDARD LAYOUTS SCALE: 1:50

NOTE: LOCATE FLUSH VALVE AT AN ELEVATION 500-900mm AFF AND OPERABLE FROM THE TRANSFER SIDE OF TOILET. LAYOUTS BASED ON WALL HUNG TOILETS.

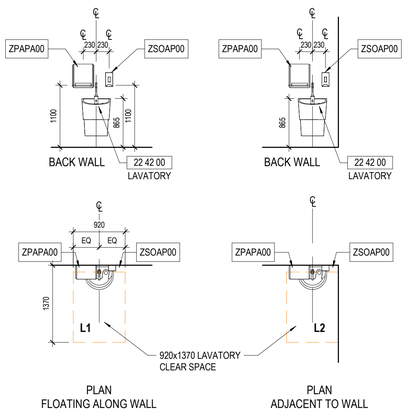

STANDARD ACCESSIBLE LAVATORY LAYOUT

PLAN DESIGNATION	L1
PLAN DESIGNATION	L2

NOTE: REFER TO LAVATORY CLEARANCES ON THIS DRAWING FOR ADDITIONAL MOUNTING AND CLEAR HEIGHT INFORMATION

LAVATORY CLEARANCES SCALE 1:10

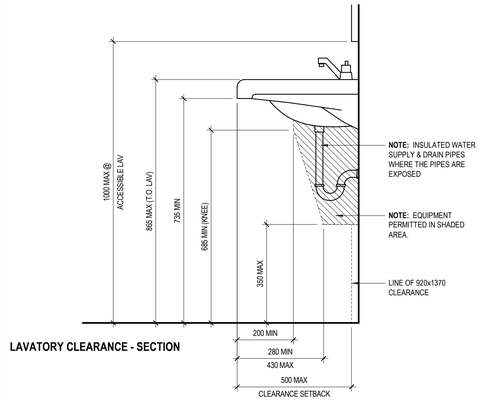

LAVATORY CLEARANCE - SECTION

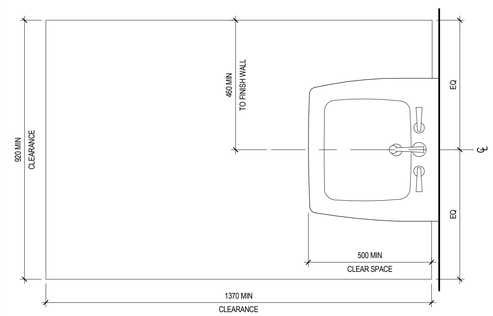

LAVATORY CLEARANCE - PLAN

MOUNTING HEIGHT DIAGRAM SCALE 1:25

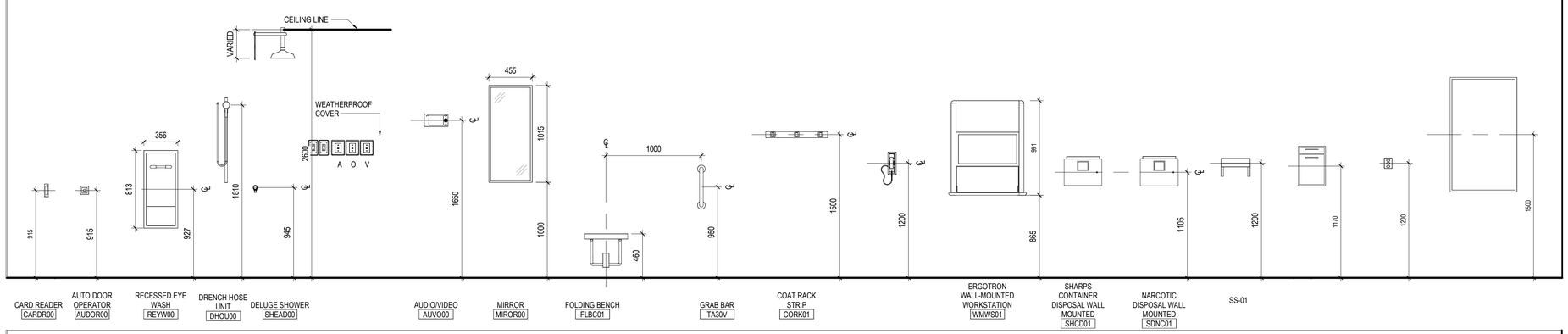

ACCESSORY WALL BACKING DIAGRAM SCALE 1:25

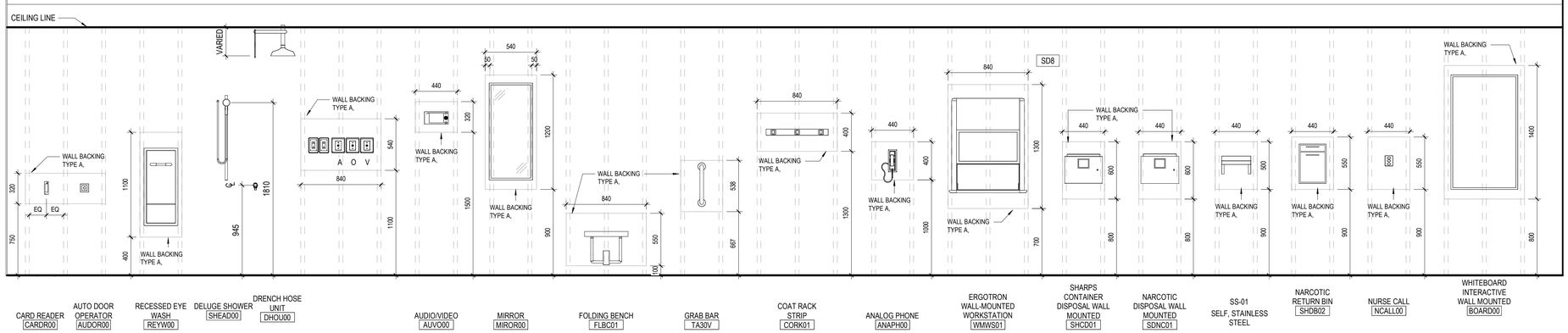

GENERAL NOTES

ACCESSORY WALL BACKING NOTES:

WALL BACKING

WALL BACKING EXTENDED ZONE (VERIFY EXTENTS IN FIELD)

STUDS

1. THESE ACCESSORY WALL BACKING DIAGRAMS REPRESENT A SAMPLING OF WALL MOUNTED ITEMS THAT ARE FOUND IN THIS PROJECT. OTHER ITEMS MAY APPEAR ON OTHER DRAWINGS IN ELEVATION VIEW OR IN PLAN OR SECTION DETAILS.

2. ALL WALL MOUNTED ITEMS NOT SUPPORTED BY ELECTRICAL BOXES IN THIS PROJECT REQUIRE SUPPORT. ITEMS MOUNTED TO GYPSUM BOARD WALLS WILL REQUIRE WOOD OR METAL WALL BACKING AND ITEMS IN CMU WALLS WILL REQUIRE APPROPRIATE MASONRY ANCHORS. THE CONTRACTOR SHALL INFORM THE CLIENT OF ANY WALL MOUNTED ITEMS THAT REQUIRE BACKING THAT ARE NOT IDENTIFIED ON THE CONTRACT DOCUMENTS.

3. WALL BACKING ILLUSTRATED IN THESE DIAGRAMS AND ON OTHER DRAWINGS SHALL EXTEND, AT A MINIMUM, TO THE NEXT STUD BEYOND THE SUPPORTED ITEM. THE WALL BACKING SHALL NOT HAVE UNSUPPORTED LOOSE ENDS.

4. RESERVED.

5. THESE DIAGRAMS INDICATE THE TYPICAL MINIMUM WALL BACKING REQUIRED FOR INDIVIDUAL ITEMS. WHERE MULTIPLE WALL MOUNTED DEVICES, ACCESSORIES AND FIXTURES ARE LOCATED IN CLOSE PROXIMITY OF ONE ANOTHER, A CONTIGUOUS OVERSIZED WALL BACKING ZONE SHALL BE PROVIDED TO CAPTURE AND ADEQUATELY SUPPORT ALL SUCH ADJACENT ELEMENTS. CONTRACTOR SHALL REVIEW ALL SUCH LOCATIONS AND CONFIRM THE DIRECTION FOR THE WALL BACKING TYPE AND EXTENTS.

6. FOR ALL WALL MOUNTED ITEMS, THE INSTALLER SHALL INSTALL THE ITEM PER MANUFACURER'S INSTALLATION INSTRUCTIONS AND THE WALL BACKING SHALL BE LOCATED AS REQUIRED TO SUPPORT THE ITEM. IT IS NOT THE INTENTION OF THESE DIAGRAMS OR OTHER DEPICTIONS OF WALL BACKING ON OTHER DRAWINGS TO SPECIFICALLY LOCATE OR DIMENSIONALLY LOCATE THE WALL BACKING ON A WALL OR WITHIN A ROOM. THE CONTRACTOR SHALL LOCATE AND INSTALL THE WALL BACKING AS REQUIRED TO SUPPORT THE WALL MOUNTED ITEM.

ACCESSORY WALL BACKING TYPES:

TYPE XX REFER TO SHEET A-302 - A2 - FOR METAL BACKING DETAILS (ACCESSORIES AND EQUIP).

HDR ARCHITECTURE ASSOCIATES INC.
70 UNIVERSITY AVENUE,
SUITE 800

10428557
SUNNYBROOK HEALTH SCIENCES CENTRE EMERGENCY DEPARTMENT RENOVATIONS

2075 Bayview Avenue, North York, ON M4N 3M5

Sunnybrook HEALTH SCIENCES CENTRE

Project Manager	HDR
Project Designer	HDR
Project Architect	HDR
Mechanical Engineer	HHA
Electrical Engineer	HHA
Interior Designer	HDR
Equipment Planner	HDR
Wayfinding	---
Drawn By	Author

MARK	DATE	DESCRIPTION
1	2026.03.31	Issued for 100% CD
2	2026.08.19	Issued for Tender

Project Number	10428557
Original Issue	03/31/2026 -

Professional Certification

Sheet Name
HAND HYGIENE SINK LAYOUTS & MOUNTING DIAGRAM

Scale
As indicated

Sheet Number
A-305

Autodesk Docs://10428557_SHSC_sw25842_ED_Reno/10428557-A-SHSC-ED Reno.rvt
8/19/2026 10:33:49 AM

CASEWORK LEGEND

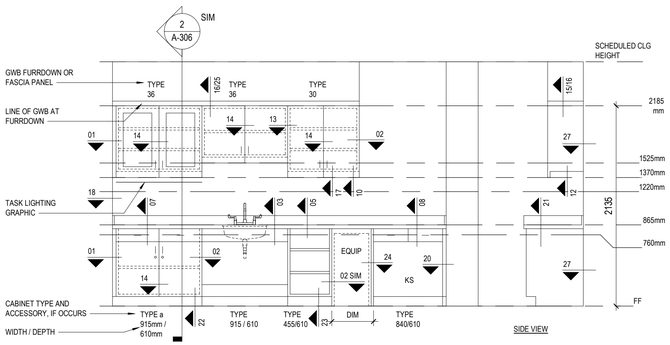

01 MEDICATION ROOM

SCALE ADDITIONAL ROOM NUMBERS, IF APPLICABLE

REFER TO SHEET A-103 FOR CASEWORK LAYOUT

OTHER CASEWORK STANDARDS:

1. SOAP DISPENSER ON OPPOSITE SIDE OF SINK FROM PAPER TOWEL DISPENSER.
2. 100mm COVED (INTEGRATED) & CONTINUOUS SOLID SURFACE BACKSPLASH AT ALL LOCATIONS FOR ENTIRE RUN OF CABINETRY, INCLUDING END SPLASHES AT WALLS, IF APPLICABLE.
3. ALL COUNTERS ARE TO BE SOLID SURFACE, TYP., U.N.O. OTHERWISE ON ELEVATIONS. REFER TO INTERIOR FINISH SCHEDULE FOR CASEWORK MATERIALS AND FINISHES.

ELEVATION ABBREVIATION/GRAPHIC LEGEND

AS	- ACCESSIBLE SINK
CG	- CORNER GUARD
CR	- CARD READER
D	- DATA
DPF	- DECORATIVE POLYMER FABRICATION
DWC	- DRY ERASE WALLCOVERING
E	- ELECTRICAL OUTLET
F	- FILE DRAWER
FS	- FIXED SHELF
GWB	- GLASS MARKERBOARD
KA	- KEYBOARD TRAY
KS	- KNEESPACE
NIC	- NOT IN CONTRACT
PL	- PLASTIC LAMINATE
PP	- PUSH PLATE
PTL	- PAINT
SB	- STEEL SUPPORT BRACKET
SSF	- SOLID SURFACE
SWP	- SHEET WALL PROTECTION
TA	- TOILET ACCESSORY
TK	- TACKABLE FABRIC
TL	- TASK LIGHTING
WS2	- WALL MOUNTED MONITOR ARM

TYPICAL CASEWORK DIMENSIONS

NOTE:
1. ALL CABINET DIMENSIONS GIVEN ARE NOMINAL.
2. CABINET DIMENSIONS GIVEN BELOW ARE TYPICAL, U.N.O. ON ELEVATIONS OR PLANS

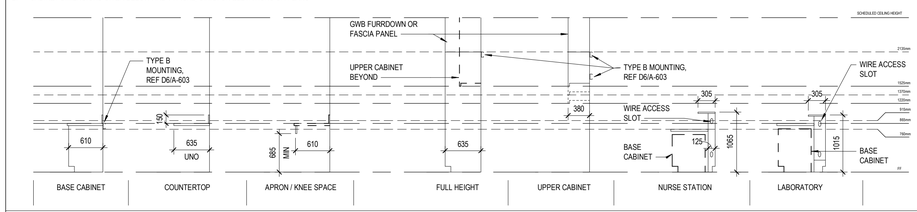

GENERAL CASEWORK NOTES

1. CABINET WIDTHS TO BE BASED ON MODULE INCREMENTS OF 75mm, UNO.
2. PROVIDE FILLER PANELS TO FINISH OUT TO SCRIBE CABINETS TO WALL.
3. PROVIDE FILLER PANELS AND TRIM WHERE EQUIPMENT IS LOCATED WITHIN CABINETS.
4. PROVIDE FINISHED END PANELS AND RETURNS AT OPEN ENDED CABINETS, KNEE SPACES, AND ACCESSIBLE SINKS.
5. PROVIDE 38mm THICK FINISHED END PANEL AT FREE STANDING END OF ACCESSIBLE SINKS AND KNEE SPACES.
6. WHEN FILLER PANELS ARE REQUIRED AT BOTH ENDS OF CASEWORK TERMINATION, BOTH FILLER PANELS SHALL BE OF EQUAL WIDTH.
7. PROVIDE WALL BRACKET SUPPORTS AT 915 mm OC MAX TO SUPPORT COUNTERTOP AT CONTINUOUS KNEE SPACE.
8. PROVIDE CONTINUOUS BACKSPLASH AT ALL COUNTERS INCLUDING END SPLASH WHEN COUNTERS ARE ADJACENT TO WALL.
9. PROVIDE HOLES FOR GROMMETS IN COUNTERTOPS AT KNEE SPACES FOR WIRE ACCESS. PROVIDE 1 AT EACH KNEE SPACE OR 1 AT EVERY 915mm OC FOR CONTINUOUS RUNS OF KNEE SPACE. POWER OUTLETS AND DATA ARE BELOW COUNTER, TYP U.N.O.
10. PROVIDE ADJUSTABLE SHELVES IN CABINETS AS SPECIFIED BY CABINET TYPE.
11. GLASS FRONTS TO BE 6mm THICK CLEAR TEMPERED GLASS, UNO.
12. PROVIDE AN APRON AT ALL KNEE SPACES 760mm OR HIGHER, UNO
13. GWB FURRDOWNS ARE STANDARD AT ALL UPPER AND FULL HEIGHT CASEWORK, UNO.
14. TOP OF ALL CASEWORK IS AT 2135mm TO ALIGN WITH DOORS. WHERE GWB FURRDOWNS OCCUR, PROVIDE 50mm FILLER PANEL WITH GWB STARTING AT 2135mm TO ALIGN WITH TOP OF DOOR FRAME.
15. REFER TO SPECIFICATION SECTION 12 32 00 FOR FURTHER ARCHITECTURAL CASEWORK REQUIREMENTS.
16. CONCEALED HINGES ARE STANDARD AT ALL CASEWORK IN PUBLIC SPACES AND/OR HIGH DESIGN AREAS.
17. ALL UNDER CABINET TASK LIGHTS TO HAVE 38mm HIGH VALANCE, USING EITHER TEH DOORS OF THE CABINET OR A SEPERATE PLAM RAIL ATTACHED TO THE BOTTOM OF THE CABINET.
18. COORDINATE HEIGHT OF TOE KICK WITH SCHEDULED BASE (100mm AND 150mm).
19. ALL COUNTERS ARE TO BE SOLID SURFACE, TYP., U.N.O. OTHERWISE ON ELEVATIONS. REFER TO INTERIOR FINISH SCHEDULE FOR CASEWORK MATERIALS AND FINISHES.
20. REFER TO INTERIOR FINISH SCHEDULE FOR CASEWORK MATERIALS AND FINISHES. ALL CASEWORK FINISHES SHALL BE THE FOLLOWING UNLESS NOTED OTHERWISE IN ELEVATION:
    COUNTER TOPS: xxxx
    VERTICAL SURFACES: xxxx

TYPICAL CASEWORK DETAILS

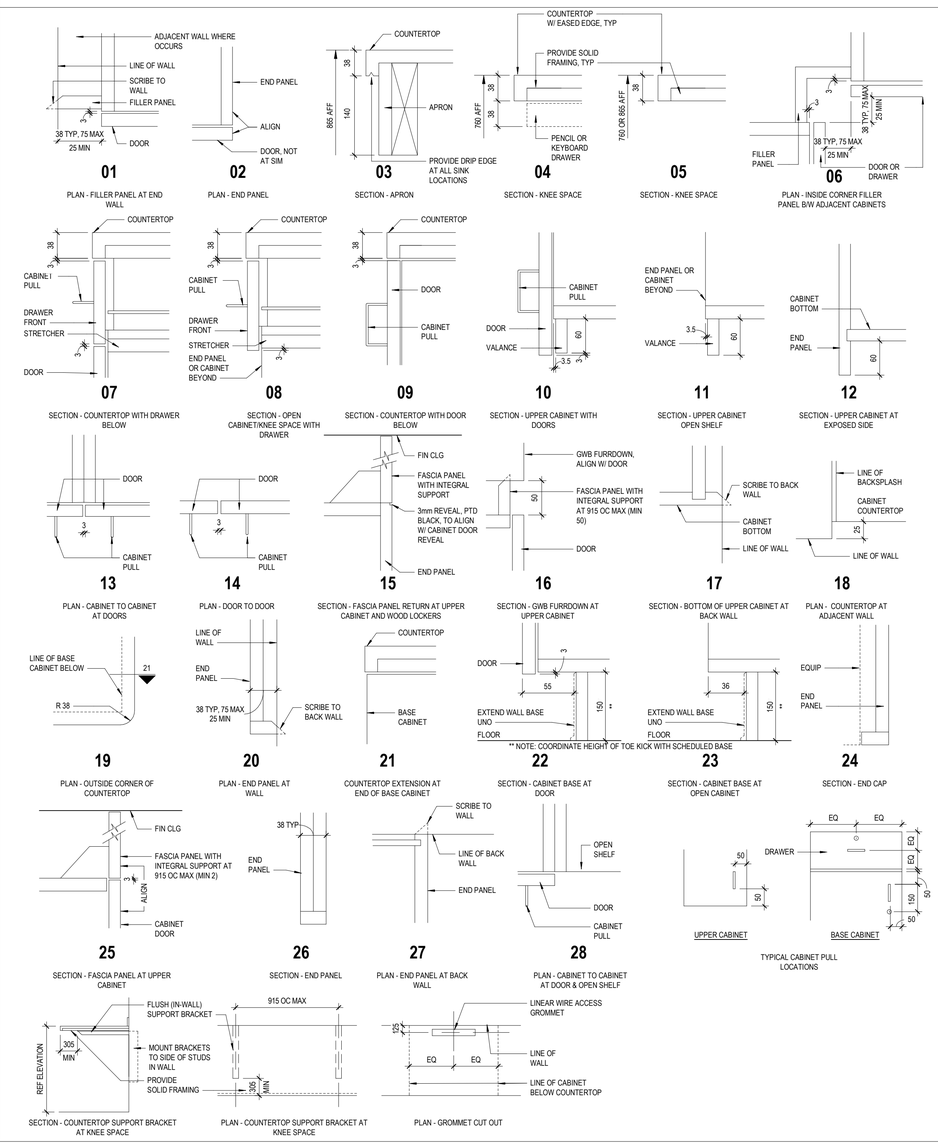

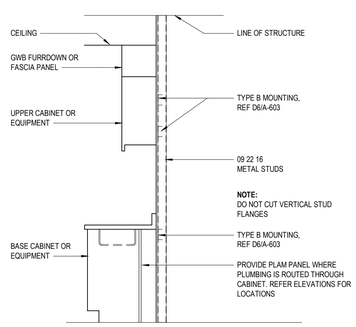

2 TYP STUD WALL SUPPORTING CABINETRY OR EQUIPMENT

1 : 50

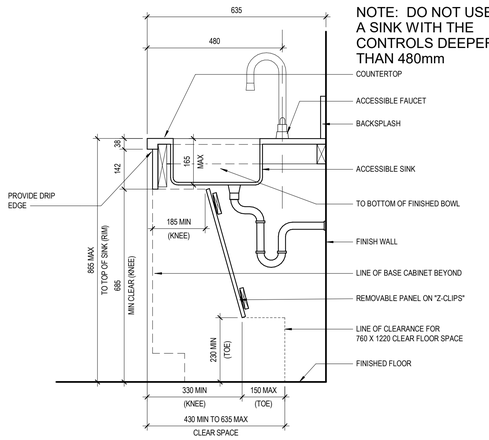

NOTE: DO NOT USE A SINK WITH THE CONTROLS DEEPER THAN 480mm

3 ACCESSIBLE FRONT APPROACH SINK SECTION

1 : 10

HDR ARCHITECTURE ASSOCIATES INC.
70 UNIVERSITY AVENUE,
SUITE 800

10428557
SUNNYBROOK HEALTH SCIENCES CENTRE
EMERGENCY DEPARTMENT RENOVATIONS

2075 Bayview Avenue, North York,
ON M4N 3M5

Sunnybrook HEALTH SCIENCES CENTRE

Project Manager	HDR
Project Designer	HDR
Project Architect	HDR
Mechanical Engineer	HHA
Electrical Engineer	HHA
Interior Designer	HDR
Equipment Planner	HDR
Wayfinding	---
Drawn By	Author

MARK	DATE	DESCRIPTION
1	2026.03.31	Issued for 100% CD
2	2026.08.19	Issued for Tender

Project Number	10428557
Original Issue	03/31/2026 -

Professional Certification

Sheet Name
INTERIOR CASEWORK STANDARDS

Scale
As indicated

Sheet Number
A-306

Autodesk Docs://10428557_SHSC_sw28842_ED_Reno/10428557-A-SHSC-ED Reno.rvt
8/19/2026 10:33:50 AM

TYPICAL MILLWORK LEGEND

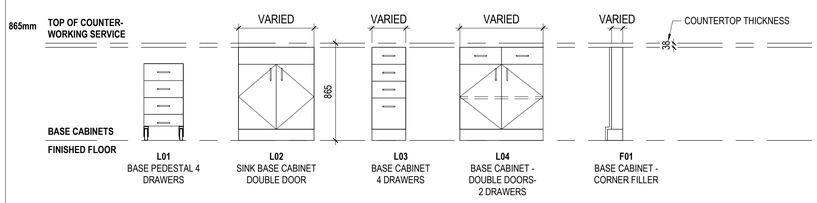

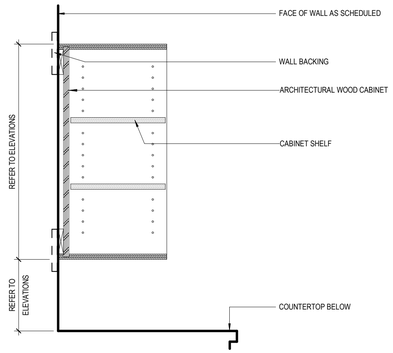

1 SECTION DETAIL @ OPEN UPPER SHELF CABINET

1 : 10

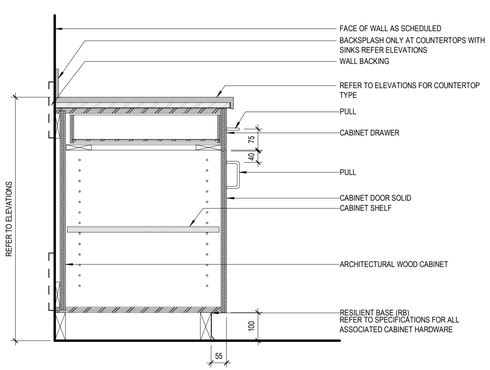

2 SECTION @ BASE CABINET- 1 DRAWER

1 : 10

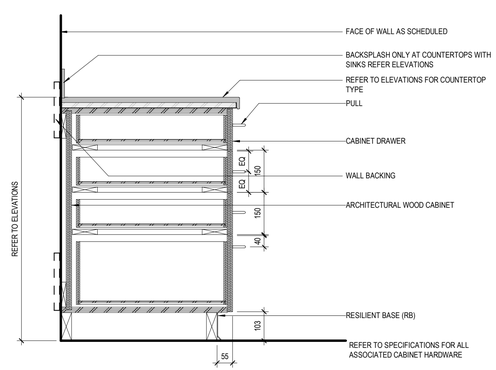

3 SECTION @ BASE CABINET - 4 DRAWERS

1 : 10

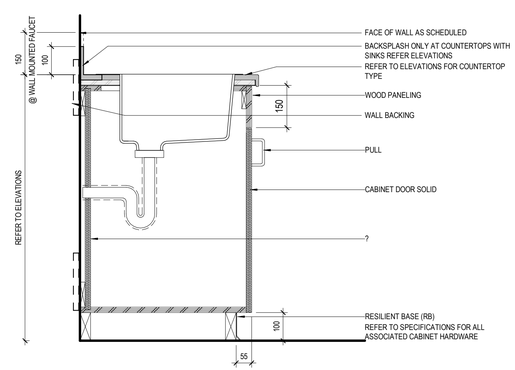

4 SECTION @ BASE CABINET - SINK TOP W/ DOOR

1 : 10

HDR ARCHITECTURE ASSOCIATES INC.
70 UNIVERSITY AVENUE,
SUITE 800

10428557
SUNNYBROOK HEALTH SCIENCES CENTRE
EMERGENCY DEPARTMENT RENOVATIONS

2075 Bayview Avenue, North York,
ON M4N 3M5

Sunnybrook HEALTH SCIENCES CENTRE

Project Manager	HDR
Project Designer	HDR
Project Architect	HDR
Mechanical Engineer	HHA
Electrical Engineer	HHA
Interior Designer	HDR
Equipment Planner	HDR
Wayfinding	---
Drawn By	Author

MARK	DATE	DESCRIPTION
1	2026.03.31	Issued for 100% CD
2	2026.08.19	Issued for Tender

Project Number	10428557
Original Issue	03/31/2026 -

Professional Certification

Sheet Name

INTERIOR CASEWORK LEGENDS & SECTION DETAILS

Scale

As indicated

Sheet Number

A-307

Autodesk Docs://10428557_SHSC_sw25842_ED_Reno/10428557-A-SHSC-ED Reno.rvt
8/19/2026 10:33:51 AM

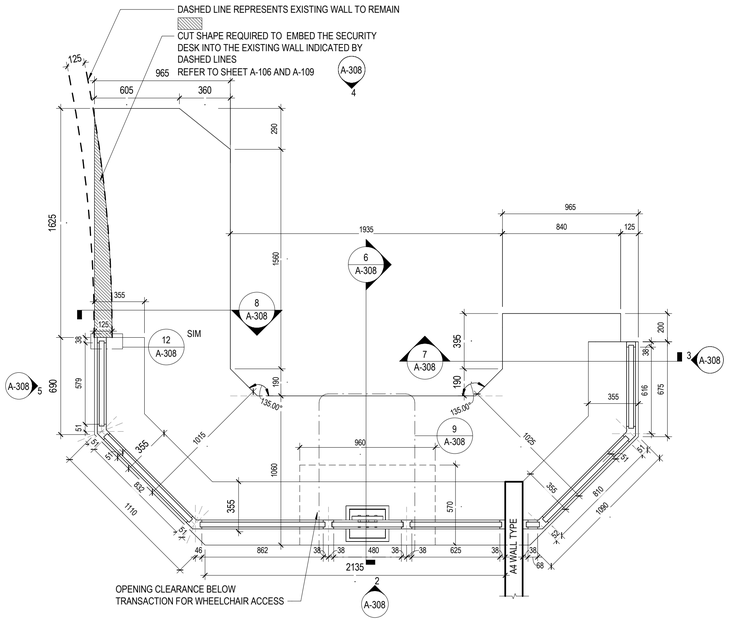

1 SECURITY DESK PLAN
1 : 20

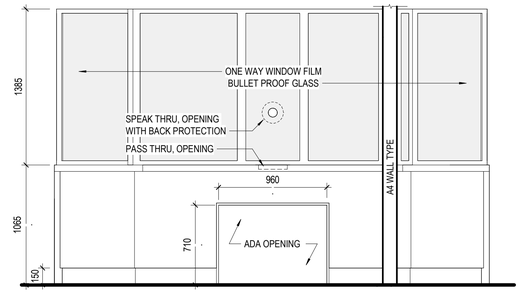

2 SECURITY DESK ELEV, A
1 : 25

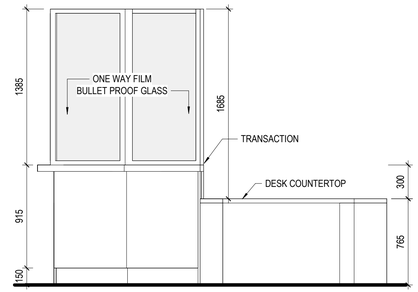

3 SECURITY DESK ELEV, B
1 : 25

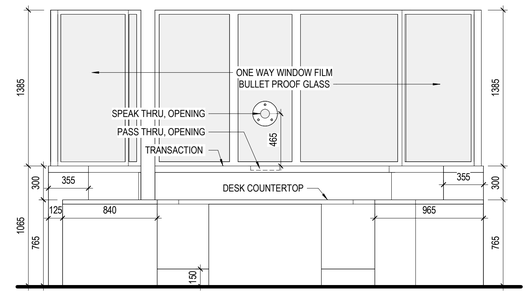

4 SECURITY DESK ELEV, C
1 : 25

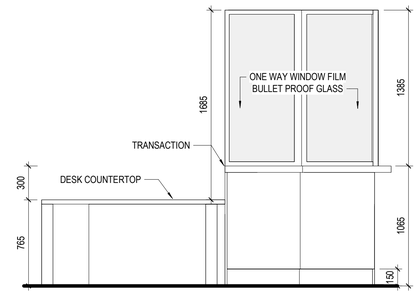

5 SECURITY DESK ELEV, D
1 : 25

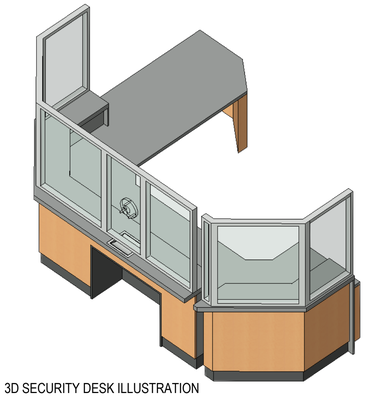

3D SECURITY DESK ILLUSTRATION

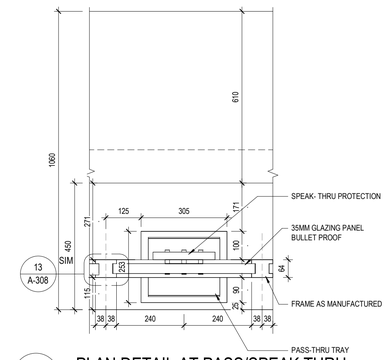

9 PLAN DETAIL AT PASS/SPEAK THRU
1 : 10

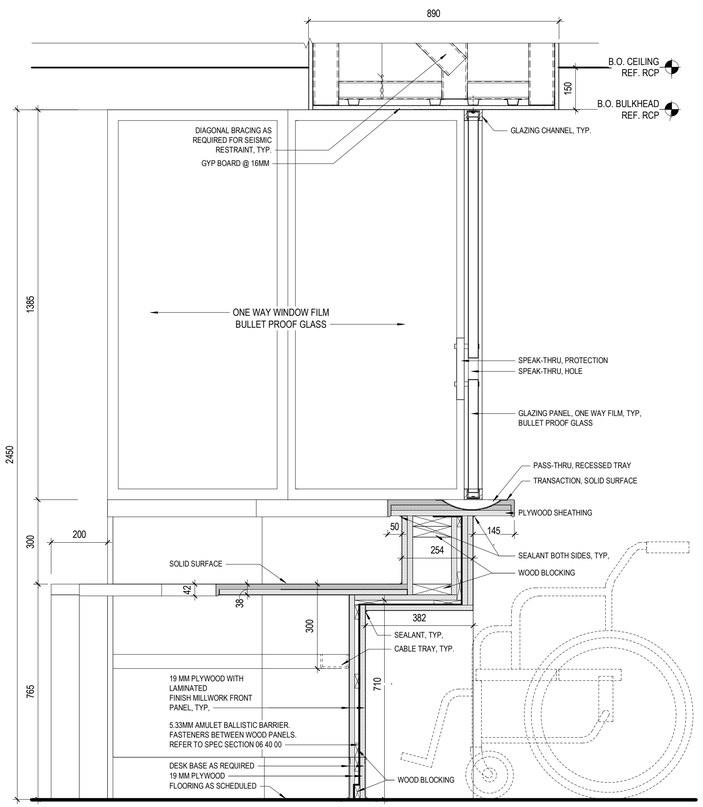

6 SECURITY DESK SECTION DETAIL A
1 : 10

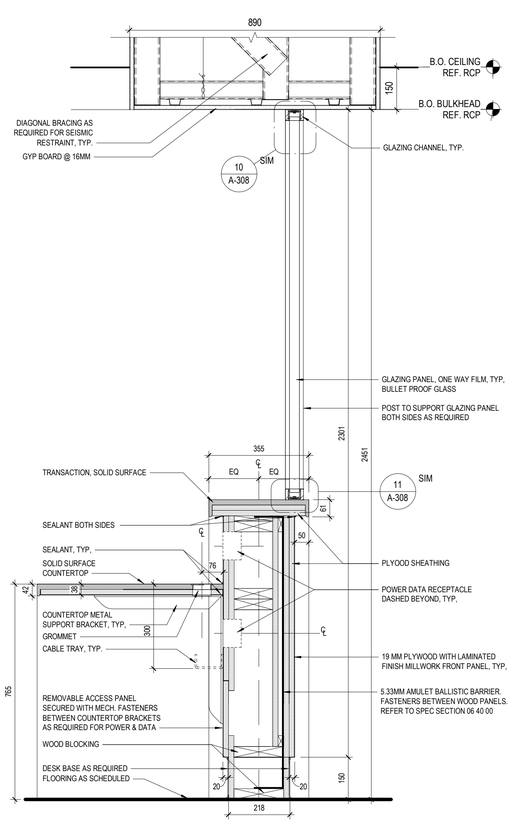

7 SECURITY DESK SECTION DETAIL B
1 : 10

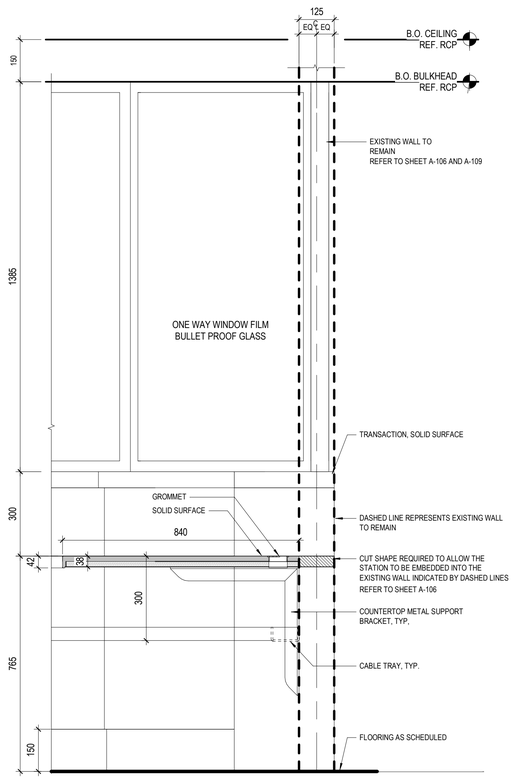

8 SECURITY DESK SECTION DETAIL C
1 : 10

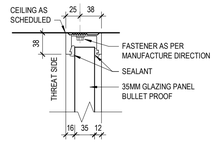

10 GLAZING FRAME - HEAD DETAIL
1 : 5

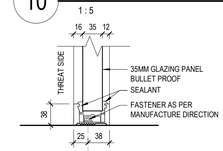

11 GLAZING FRAME - SILL DETAIL
1 : 5

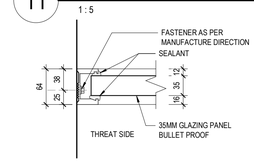

12 GLAZING FRAME - JAMB DETAIL
1 : 5

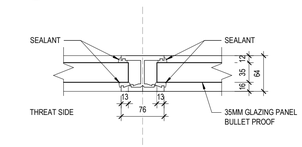

13 GLAZING FRAME - VERT, MULLION DETAIL
1 : 5

HDR ARCHITECTURE ASSOCIATES INC.
70 UNIVERSITY AVENUE,
SUITE 800

10428557
SUNNYBROOK HEALTH SCIENCES CENTRE
EMERGENCY DEPARTMENT RENOVATIONS

2075 Bayview Avenue, North York,
ON M4N 3M5

Sunnybrook HEALTH SCIENCES CENTRE

Project Manager	HDR
Project Designer	HDR
Project Architect	HDR
Mechanical Engineer	HHA
Electrical Engineer	HHA
Interior Designer	HDR
Equipment Planner	HDR
Wayfinding	---
Drawn By	Author

MARK	DATE	DESCRIPTION
1	2026.03.31	Issued for 100% CD
2	2026.08.19	Issued for Tender

Project Number	10428557
Original Issue	03/31/2026 -

Professional Certification

Sheet Name
CUSTOM MILLWORK - SECURITY DESK PLAN - ELEV, & DETAILS

Scale
As indicated

Sheet Number
A-308

Autodesk Docs://10428557_SHSC_sw25842_ED_Reno/10428557-A-SHSC-ED Reno.rvt
8/19/2026 10:33:53 AM

I-001s - INTERIOR FINISH LEGEND

SPEC SECTION	CODE	MANUFACTURER	SERIES/STYLE	COLOR	SIZE	CERTIFICATIONS	COMMENTS
08 87 23 SECURITY FILM							
08 87 23 SECURITY FILM	DF1	3M	1 WAY SECURITY FILM				
09 51 00 ACOUSTICAL CEILINGS							
09 51 00 ACOUSTICAL CEILINGS	ACT1	TO MATCH EXISTING	TO MATCH EXISTING	TO MATCH EXISTING	610mm X 610mm		MAIN ACT
09 51 00 ACOUSTICAL CEILINGS	ACT2	TO MATCH EXISTING	TO MATCH EXISTING	TO MATCH EXISTING	610mm X 1220mm		MEDICATION ROOM
09 65 13 RESILIENT BASE							
09 65 13 RESILIENT BASE	RB1	TARKETT	JOHNSONITE	--	4"		--
09 65 16 RESILIENT SHEET FLOORING							
09 65 16 RESILIENT SHEET FLOORING	RSF1	GERFLOR	CREATION 70 CONNECT	PREMIUM NEOPOLIS: CENTRAL PARK 2743	5.0mm		MAIN FLOORING
09 66 23 THIN-SET EPOXY TERRAZZO							
09 66 23 THIN-SET EPOXY TERRAZZO	TZ1	STONEHARD	STONCLAD	COOL SHALE	3.0mm		DECONTAMINATION ROOM
09 91 23 INTERIOR PAINTING							
09 91 23 INTERIOR PAINTING	PT1a	SHERWIN WILLIAMS	PROMAR 200, ZERO VOC, LATEX, FLAT	TO MATCH EXISTING	--		CEILING PAINT
09 91 23 INTERIOR PAINTING	PT1b	SHERWIN WILLIAMS	PROMAR 200, ZERO VOC, LATEX, EGGSHELL	TO MATCH EXISTING	--		FIELD PAINT
09 91 23 INTERIOR PAINTING	PTE1	SHERWIN WILLIAMS	PRO-INDUSTRIAL, PRE-CATALYZED WATER BASED, EPOXY, EGGSHELL	TO MATCH EXISTING	--		DECONTAMINATION ROOM
09 91 23 INTERIOR PAINTING	PTM1	SHERWIN WILLIAMS	PROMAR 200, ZERO VOC, LATEX, SEMIGLOSS	TO MATCH EXISTING DOOR FRAMES	--		HOLLOW METAL DOOR & WINDOW FRAMES
10 26 00 WALL PROTECTION SPECIALTIES							
10 26 00 WALL PROTECTION SPECIALTIES	CG1	C/S SPECIALTIES	ACROVYN, TO MATCH EXISTING	TO MATCH EXISTING	TO MATCH EXISTING		
10 26 00 WALL PROTECTION SPECIALTIES	CG2	C/S SPECIALTIES	ACROVYN, TO MATCH EXISTING	TO MATCH EXISTING	TO MATCH EXISTING		ODD ANGLE. VERIFY ON SITE
10 26 00 WALL PROTECTION SPECIALTIES	CR1	C/S SPECIALTIES	ACROVYN, TO MATCH EXISTING	TO MATCH EXISTING	TO MATCH EXISTING		--
10 26 00 WALL PROTECTION SPECIALTIES	HR1	C/S SPECIALTIES	ACROVYN, TO MATCH EXISTING	TO MATCH EXISTING	TO MATCH EXISTING		--
10 26 00 WALL PROTECTION SPECIALTIES	SWP1	C/S SPECIALTIES	ACROVYN, TO MATCH EXISTING	TO MATCH EXISTING	4' HIGH		PROVIDE PICK-PROOF COLOUR MATCH CAULKING FOR BUTT JOINT SEAMS PER MANUF. RECOMMENDATIONS
10 26 00 WALL PROTECTION SPECIALTIES	SWP2	C/S SPECIALTIES	ACROVYN, TO MATCH EXISTING	TO MATCH EXISTING	FULL HEIGHT		PROVIDE PICK-PROOF COLOUR MATCH CAULKING FOR BUTT JOINT SEAMS PER MANUF. RECOMMENDATIONS
12 32 00 ARCHITECTURAL CASEWORK							
12 32 00 ARCHITECTURAL CASEWORK	PL1	FORMICA	FORMICA LAMINATE	NATURAL REFINED HICKORY 9041-NG	--		SECURITY DESK
12 36 63 SOLID SURFACE FABRICATIONS							
12 36 63 SOLID SURFACE FABRICATIONS	SSF1	WILSONART	SOLID SURFACE	COCONUT OIL 9100GS	--		ALL COUNTERS

ROOM FINISH SCHEDULE

LEVEL	DEPARTMENT	ROOM NUMBER	NAME	FLOOR FINISH	FLOOR BASE	WALL FINISH	CEILING FINISH	WALL PROTECTION	COMMENTS
LEVEL 01	EMERGENCY	AG103	SECURITY ROOM	RSF1	RB1	PT1b	610 X 610 ACT-2	--	REFER TO SHEET I-I01 & I-102
LEVEL 01	EMERGENCY	AG105A	WAITING AREA ZONE A	RSF1	RB1	PT1b	610 X 610 ACT-2	--	REFER TO SHEET I-I01 & I-102
LEVEL 01	EMERGENCY	AG121	EXIT ROOM	TZ1	TZ1	PTE1	GYP BOARD	SWP1/SWP2	
LEVEL 01	EMERGENCY	AG121A	DECONTAMINATION ROOM	TZ1	TZ1	PTE1	GYP BOARD	SWP2/WP2	
LEVEL 01	EMERGENCY	AG121B	CLEAN ROOM	TZ1	TZ1	PTE1	GYP BOARD	SWP1/SWP2	
LEVEL 01	EMERGENCY	AG160Y	MEDICATION ROOM	RSF1	RB1	PT1b	1220 X 610 ACT-1	SWP1/SWP2	REFER TO SHEET I-I01 & I-102
LEVEL 01	EMERGENCY	AG190A	WAITING AREA ZONE B	RSF1	RB1	PT1b	-	--	
LEVEL 01	EMERGENCY	CORAG09	CORRIDOR	RSF1	RB1	PT1b	610 X 610 ACT-2	WP - TME	
LEVEL 01	EMERGENCY	CORAG09	CORRIDOR	RSF1	RB1	PT1b	610 X 610 ACT-2	WP - TME	REFER TO SHEET I-I01 & I-102

INTERIOR FINISH GENERAL NOTES

NOTE:
REFER TO INTERIOR FINISH LEGEND SHEET
I-001 FOR FINISH CODES AND DESCRIPTION OF MATERIALS.

ROOM NAME
NUMBER — ROOM NUMBER
FLOOR — FLOOR FINISH
BASE — BASE FINISH
WALL — WALL FINISH
WP TYPE — WALL PROTECTION

INTERIOR FLOOR FINISH LEGEND

XXX / XXX — FLOOR TRANSITION

RSF1 — RESILIENT SHEET FLOORING 1 CREATION 70 CONNECT

TZ1 — THIN-SET EPOXY TERRAZZO

INTERIOR WALL FINISH LEGEND

WP# WALL ASSEMBLY TYPE

SWP# SHEET WALL PROTECTION TYPE

CG# CORNER GUARD TYPE

1. REFER TO ASSOCIATED SPECIFICATION SECTION FOR DETAILED INFORMATION.
2. IF FINISH CODE IS NOT SPECIFIED (--), NO FIELD FINISH IS APPLIED. REFER TO CORRESPONDING SPECIFICATION SECTION. IF MANUFACTURER FINISH IS SPECIFIED (MFR), REFER TO CORRESPONDING SPECIFICATION SECTION.
3. ANY COLOR SUBSTITUTE SHALL BE REQUESTED TO THE ARCHITECT. REFER TO SECTION 01 33 00.
4. CONSISTENT MATERIAL COLORS AND PATTERNS SHALL BE PROVIDED. PROVIDE MATERIALS FROM SAME PRODUCT RUN.
5. WHERE ITEMS OR SURFACES ARE NOT SPECIFICALLY MENTIONED, PAINT THE SAME AS SIMILAR ADJACENT MATERIALS OR AREA. IF COLOR OF FINISH IS NOT DESIGNATED, ARCHITECT WILL SELECT FROM STANDARD COLORS OR FINISHES AVAILABLE.
6. UNLESS OTHERWISE INDICATED, DO NOT PAINT FACTORY-FINISHED OR INSTALLER-FINISHED ITEMS.
7. GRILLES, DIFFUSERS, ELECTRICAL PANELS, ACCESS PANELS, ETC... WHICH ARE EXPOSED IN FINISHED SPACES SHALL BE PAINTED TO MATCH THE SURFACE ON WHICH THEY OCCUR.
8. PAINT INTERIOR SURFACES OF DUCTS LOW VOC BLACK WHERE SURFACES ARE VISIBLE THROUGH GRILLES AND DIFFUSERS.
9. COORDINATE WITH CONCRETE CURING METHOD AND PROVIDE WATER VAPOR EMISSION CONTROL SYSTEM FOR CONCRETE WITH APPLIED FLOORING. REFER TO SPECIFICATION SECTIONS 07 16 04 AND 07 16 05.
10. ALL INTERIOR FINISHES SHALL BE INSTALLED PER MANUFACTURER'S RECOMMENDATIONS. INSTALLER SHALL BE QUALIFIED TO INSTALL SPECIFIC FINISH MATERIAL AND HAVE EXPERIENCE WITH PROJECTS OF SIMILAR SIZE AND COMPLEXITY.
11. ALL HOLLOW METAL DOORS AND DOOR FRAMES SHALL BE PAINTED...
12. ALL WINDOW SILLS SHALL BE XXXX UNLESS DETAILED OTHERWISE.
13. ROLLER SHADES & BLINDS: REFER TO RCP FOR EXACT LOCATIONS AND I-500 SERIES FOR DETAIL.
14. ALL FLOORING TYPE TRANSITIONS AT DOORS SHALL OCCUR ON THE CENTERLINE OF THE DOOR LEAF. TRANSITION TO BE SMOOTH AND EVEN. MAXIMUM VERTICAL CHANGE IN ELEVATION SHALL BE 6.35mm. REFER TO SPECIFICATIONS FOR REQUIRED FLOOR TRANSITION TRIMS.
15. EXTEND FLOORING UNDER LAV/SINK BASE CABINETS AND OPEN KNEE SPACE.
16. CASEWORK TOE-KICK HEIGHT TO MATCH BASE HEIGHT IN ROOM.
17. WALL BASE DOES NOT EXTEND OVER STOREFONT OR OTHER SPECIALTY WALL FINISH UNLESS SHOWN OTHERWISE.
18. ALL WOOD-LOOK PLASTIC LAMINATE ON DOORS AND CASEWORK SHALL RUN VERTICALLY.
19. ***WALL PROTECTION: REFER TO I-SERIES PLANS FOR WALL PROTECTION LOCATIONS. REFER TO I-500 SERIES FOR WALL...***
20. ***ALL PRIVACY CURTAINS SHALL BE CC1.***
21. ***ALL SHEET FLOORING TO HAVE HEAT WELDED SEAMS AND SELF-COVING BASE 6" A.F.F UNLESS NOTED OTHERWISE.***

HDR ARCHITECTURE ASSOCIATES INC.
70 UNIVERSITY AVENUE,
SUITE 800

10428557
SUNNYBROOK HEALTH SCIENCES CENTRE EMERGENCY DEPARTMENT RENOVATIONS

2075 Bayview Avenue, North York,
ON M4N 3M5

Sunnybrook HEALTH SCIENCES CENTRE

Project Manager	HDR
Project Designer	HDR
Project Architect	HDR
Mechanical Engineer	HHA
Electrical Engineer	HHA
Interior Designer	HDR
Equipment Planner	HDR
Wayfinding	---
Drawn By	Author

MARK	DATE	DESCRIPTION
1	2026.08.19	Issued for Tender

Project Number	10428557
Original Issue	08/19/2026 -

Professional Certification

Sheet Name
INTERIOR NOTES & FINISH LEGEND

Scale
1 : 100

Sheet Number
I-001

8/19/2026 10:33:54 AM Autodesk Docs://10428557_SHSC_sw25842_ED_Reno/10428557-A-SHSC-ED Reno.rvt

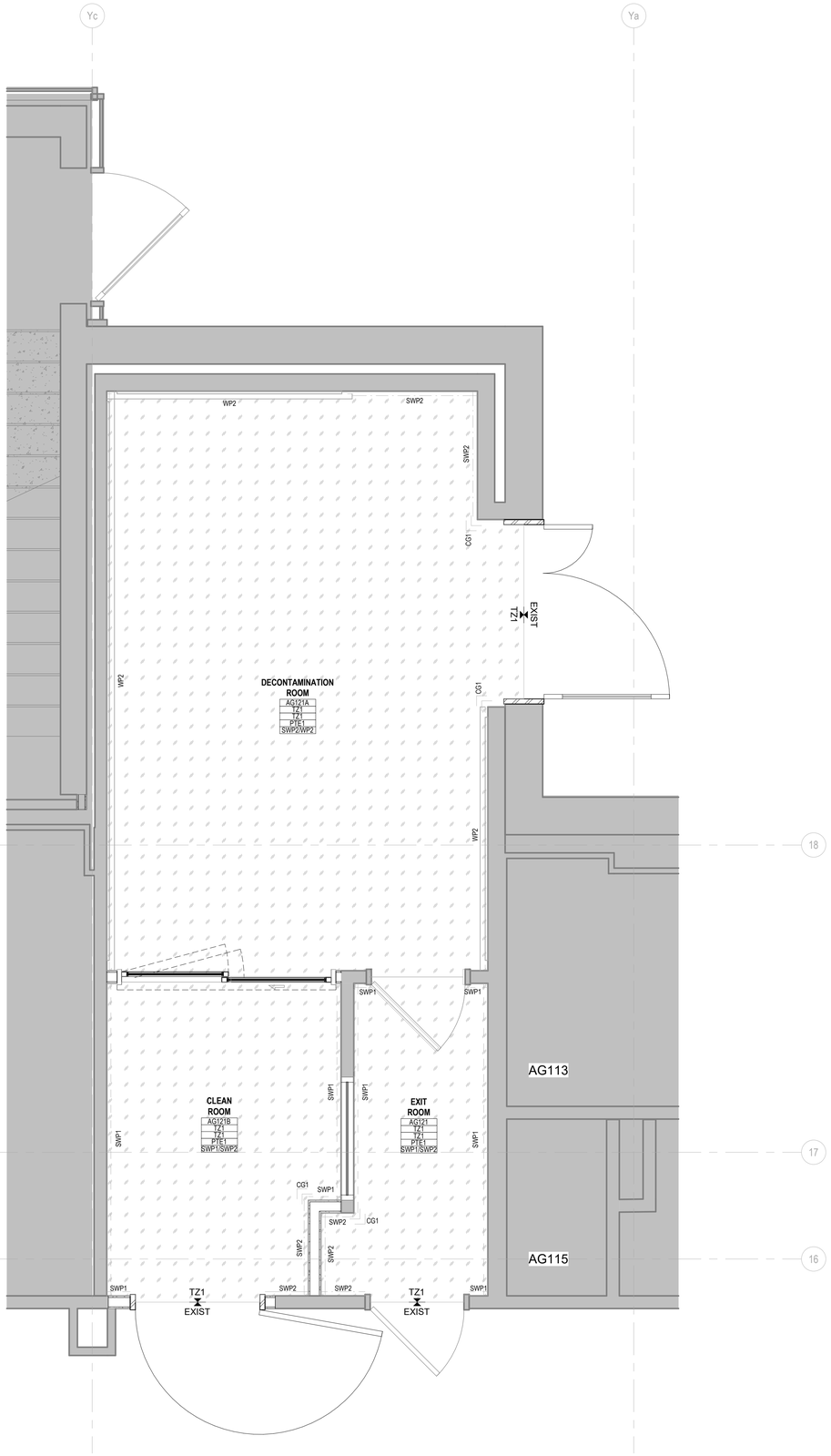

1 INTERIOR FLOOR FINISH PLAN - DECONTAMINATION ROOM

1 : 25

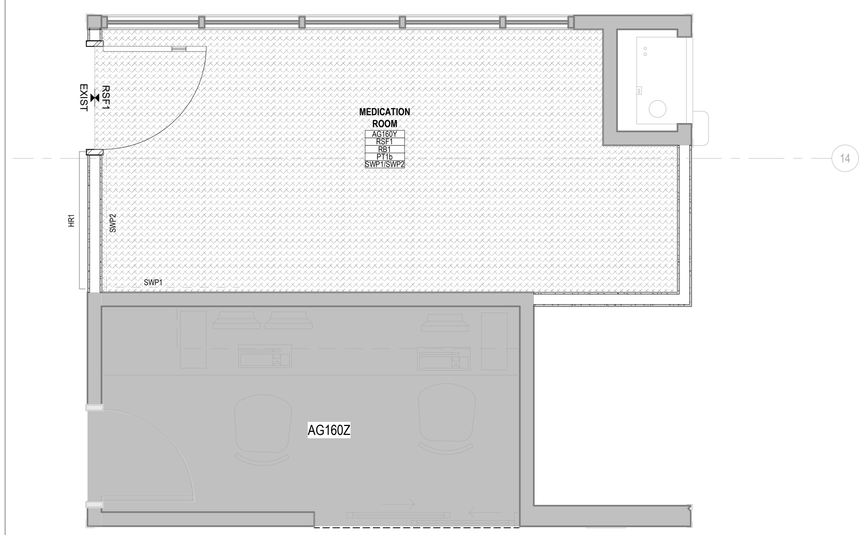

2 INTERIOR FLOOR FINISHS PLAN - MEDICATION ROOM

1 : 25

INTERIOR FINISH GENERAL NOTES

NOTE:
REFER TO INTERIOR FINISH LEGEND SHEET
I-001 FOR FINISH CODES AND DESCRIPTION OF MATERIALS.

ROOM NAME
NUMBER — ROOM NUMBER
FLOOR — FLOOR FINISH
BASE — BASE FINISH
WALL — WALL FINISH
WP TYPE — WALL PROTECTION

INTERIOR FLOOR FINISH LEGEND

XXX / XXX	FLOOR TRANSITION
RSF1	RESILIENT SHEET FLOORING 1 CREATION 70 CONNECT
TZ1	THIN-SET EPOXY TERRAZZO

INTERIOR WALL FINISH LEGEND

WP#	WALL ASSEMBLY TYPE
SWP#	SHEET WALL PROTECTION TYPE
CG#	CORNER GUARD TYPE

1. REFER TO ASSOCIATED SPECIFICATION SECTION FOR DETAILED INFORMATION.
2. IF FINISH CODE IS NOT SPECIFIED (--), NO FIELD FINISH IS APPLIED. REFER TO CORRESPONDING SPECIFICATION SECTION. IF MANUFACTURER FINISH IS SPECIFIED (MFR), REFER TO CORRESPONDING SPECIFICATION SECTION.
3. ANY COLOR SUBSTITUTE SHALL BE REQUESTED TO THE ARCHITECT. REFER TO SECTION 01 33 00.
4. CONSISTENT MATERIAL COLORS AND PATTERNS SHALL BE PROVIDED. PROVIDE MATERIALS FROM SAME PRODUCT RUN.
5. WHERE ITEMS OR SURFACES ARE NOT SPECIFICALLY MENTIONED, PAINT THE SAME AS SIMILAR ADJACENT MATERIALS OR AREA. IF COLOR OF FINISH IS NOT DESIGNATED, ARCHITECT WILL SELECT FROM STANDARD COLORS OR FINISHES AVAILABLE.
6. UNLESS OTHERWISE INDICATED, DO NOT PAINT FACTORY-FINISHED OR INSTALLER-FINISHED ITEMS.
7. GRILLES, DIFFUSERS, ELECTRICAL PANELS, ACCESS PANELS, ETC... WHICH ARE EXPOSED IN FINISHED SPACES SHALL BE PAINTED TO MATCH THE SURFACE ON WHICH THEY OCCUR.
8. PAINT INTERIOR SURFACES OF DUCTS LOW VOC BLACK WHERE SURFACES ARE VISIBLE THROUGH GRILLES AND DIFFUSERS.
9. COORDINATE WITH CONCRETE CURING METHOD AND PROVIDE WATER VAPOR EMISSION CONTROL SYSTEM FOR CONCRETE WITH APPLIED FLOORING. REFER TO SPECIFICATION SECTIONS 07 16 04 AND 07 16 05.
10. ALL INTERIOR FINISHES SHALL BE INSTALLED PER MANUFACTURER'S RECOMMENDATIONS. INSTALLER SHALL BE QUALIFIED TO INSTALL SPECIFIC FINISH MATERIAL AND HAVE EXPERIENCE WITH PROJECTS OF SIMILAR SIZE AND COMPLEXITY.
11. ALL HOLLOW METAL DOORS AND DOOR FRAMES SHALL BE PAINTED...
12. ALL WINDOW SILLS SHALL BE XXXX UNLESS DETAILED OTHERWISE.
13. ROLLER SHADES & BLINDS: REFER TO RCP FOR EXACT LOCATIONS AND I-500 SERIES FOR DETAIL.
14. ALL FLOORING TYPE TRANSITIONS AT DOORS SHALL OCCUR ON THE CENTERLINE OF THE DOOR LEAF. TRANSITION TO BE SMOOTH AND EVEN. MAXIMUM VERTICAL CHANGE IN ELEVATION SHALL BE 6.35mm. REFER TO SPECIFICATIONS FOR REQUIRED FLOOR TRANSITION TRIMS.
15. EXTEND FLOORING UNDER LAV/SINK BASE CABINETS AND OPEN KNEE SPACE.
16. CASEWORK TOE-KICK HEIGHT TO MATCH BASE HEIGHT IN ROOM.
17. WALL BASE DOES NOT EXTEND OVER STOREFONT OR OTHER SPECIALTY WALL FINISH UNLESS SHOWN OTHERWISE.
18. ALL WOOD-LOOK PLASTIC LAMINATE ON DOORS AND CASEWORK SHALL RUN VERTICALLY.
19. ***WALL PROTECTION: REFER TO I-SERIES PLANS FOR WALL PROTECTION LOCATIONS. REFER TO I-500 SERIES FOR WALL...***
20. ***ALL PRIVACY CURTAINS SHALL BE CC1.***
21. ***ALL SHEET FLOORING TO HAVE HEAT WELDED SEAMS AND SELF-COVING BASE 6" A.F.F UNLESS NOTED OTHERWISE.***

HDR ARCHITECTURE ASSOCIATES INC.
70 UNIVERSITY AVENUE,
SUITE 800

10428557
SUNNYBROOK HEALTH SCIENCES CENTRE
EMERGENCY DEPARTMENT RENOVATIONS

2075 Bayview Avenue, North York,
ON M4N 3M5

Sunnybrook HEALTH SCIENCES CENTRE

Project Manager	HDR
Project Designer	HDR
Project Architect	HDR
Mechanical Engineer	HHA
Electrical Engineer	HHA
Interior Designer	HDR
Equipment Planner	HDR
Wayfinding	---
Drawn By	Author

MARK	DATE	DESCRIPTION
1	2026.08.19	Issued for Tender

Project Number	10428557
Original Issue	08/19/2026 -

Professional Certification

Sheet Name
INTERIOR FLOOR FINISH PLAN - DECONTAMINATION ROOM

Scale
As indicated

Sheet Number
I-101

Autodesk Docs://10428557_SHSC_swz5942_ED_Reno/10428557-A-SHSC-ED Reno.rvt
8/19/2026 10:33:55 AM

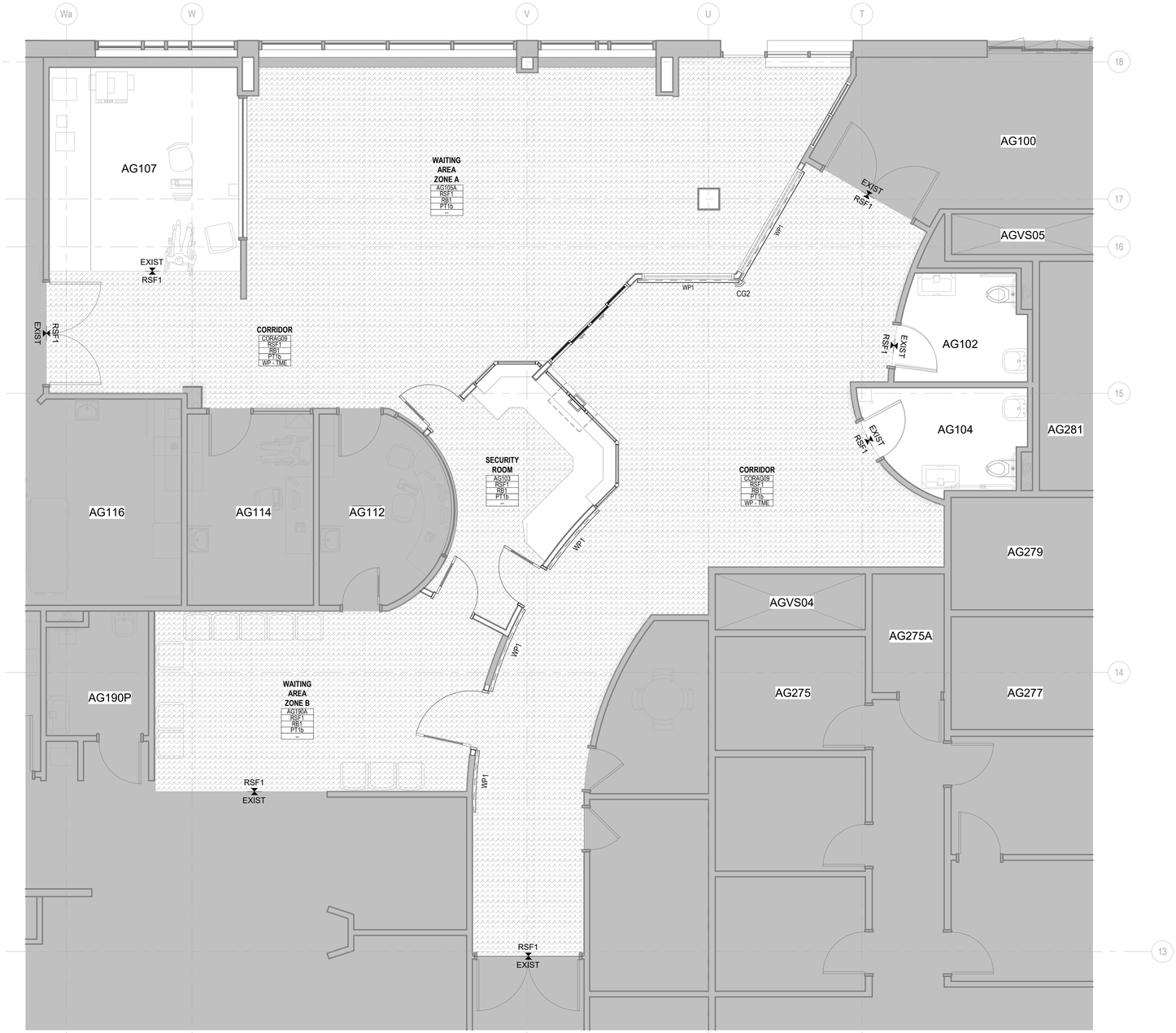

1 INTERIOR FLOOR FINISH PLAN - SECURITY AREA

1 : 50

INTERIOR FINISH GENERAL NOTES

NOTE:
REFER TO INTERIOR FINISH LEGEND SHEET
I-001 FOR FINISH CODES AND DESCRIPTION OF MATERIALS.

ROOM NAME
NUMBER — ROOM NUMBER
FLOOR — FLOOR FINISH
BASE — BASE FINISH
WALL — WALL FINISH
WP TYPE — WALL PROTECTION

INTERIOR FLOOR FINISH LEGEND

XXX / XXX — FLOOR TRANSITION

RSF1 — RESILIENT SHEET FLOORING 1 CREATION 70 CONNECT

TZ1 — THIN-SET EPOXY TERRAZZO

INTERIOR WALL FINISH LEGEND

WP#	WALL ASSEMBLY TYPE
SWP#	SHEET WALL PROTECTION TYPE
CG#	CORNER GUARD TYPE

1. REFER TO ASSOCIATED SPECIFICATION SECTION FOR DETAILED INFORMATION.
2. IF FINISH CODE IS NOT SPECIFIED (--), NO FIELD FINISH IS APPLIED. REFER TO CORRESPONDING SPECIFICATION SECTION. IF MANUFACTURER FINISH IS SPECIFIED (MFR), REFER TO CORRESPONDING SPECIFICATION SECTION.
3. ANY COLOR SUBSTITUTE SHALL BE REQUESTED TO THE ARCHITECT. REFER TO SECTION 01 33 00.
4. CONSISTENT MATERIAL COLORS AND PATTERNS SHALL BE PROVIDED. PROVIDE MATERIALS FROM SAME PRODUCT RUN.
5. WHERE ITEMS OR SURFACES ARE NOT SPECIFICALLY MENTIONED, PAINT THE SAME AS SIMILAR ADJACENT MATERIALS OR AREA. IF COLOR OF FINISH IS NOT DESIGNATED, ARCHITECT WILL SELECT FROM STANDARD COLORS OR FINISHES AVAILABLE.
6. UNLESS OTHERWISE INDICATED, DO NOT PAINT FACTORY-FINISHED OR INSTALLER-FINISHED ITEMS.
7. GRILLES, DIFFUSERS, ELECTRICAL PANELS, ACCESS PANELS, ETC... WHICH ARE EXPOSED IN FINISHED SPACES SHALL BE PAINTED TO MATCH THE SURFACE ON WHICH THEY OCCUR.
8. PAINT INTERIOR SURFACES OF DUCTS LOW VOC BLACK WHERE SURFACES ARE VISIBLE THROUGH GRILLES AND DIFFUSERS.
9. COORDINATE WITH CONCRETE CURING METHOD AND PROVIDE WATER VAPOR EMISSION CONTROL SYSTEM FOR CONCRETE WITH APPLIED FLOORING. REFER TO SPECIFICATION SECTIONS 07 16 04 AND 07 16 05.
10. ALL INTERIOR FINISHES SHALL BE INSTALLED PER MANUFACTURER'S RECOMMENDATIONS. INSTALLER SHALL BE QUALIFIED TO INSTALL SPECIFIC FINISH MATERIAL AND HAVE EXPERIENCE WITH PROJECTS OF SIMILAR SIZE AND COMPLEXITY.
11. ALL HOLLOW METAL DOORS AND DOOR FRAMES SHALL BE PAINTED...
12. ALL WINDOW SILLS SHALL BE XXXX UNLESS DETAILED OTHERWISE.
13. ROLLER SHADES & BLINDS: REFER TO RCP FOR EXACT LOCATIONS AND I-500 SERIES FOR DETAIL.
14. ALL FLOORING TYPE TRANSITIONS AT DOORS SHALL OCCUR ON THE CENTERLINE OF THE DOOR LEAF. TRANSITION TO BE SMOOTH AND EVEN. MAXIMUM VERTICAL CHANGE IN ELEVATION SHALL BE 6.35mm. REFER TO SPECIFICATIONS FOR REQUIRED FLOOR TRANSITION TRIMS.
15. EXTEND FLOORING UNDER LAV/SINK BASE CABINETS AND OPEN KNEE SPACE.
16. CASEWORK TOE-KICK HEIGHT TO MATCH BASE HEIGHT IN ROOM.
17. WALL BASE DOES NOT EXTEND OVER STOREFONT OR OTHER SPECIALTY WALL FINISH UNLESS SHOWN OTHERWISE.
18. ALL WOOD-LOOK PLASTIC LAMINATE ON DOORS AND CASEWORK SHALL RUN VERTICALLY.
19. ***WALL PROTECTION: REFER TO I-SERIES PLANS FOR WALL PROTECTION LOCATIONS. REFER TO I-500 SERIES FOR WALL...***
20. ***ALL PRIVACY CURTAINS SHALL BE CC1.***
21. ***ALL SHEET FLOORING TO HAVE HEAT WELDED SEAMS AND SELF-COVING BASE 6" A.F.F UNLESS NOTED OTHERWISE.***

HDR ARCHITECTURE ASSOCIATES INC.
70 UNIVERSITY AVENUE,
SUITE 800

10428557
SUNNYBROOK HEALTH SCIENCES CENTRE EMERGENCY DEPARTMENT RENOVATIONS

2075 Bayview Avenue, North York,
ON M4N 3M5

Sunnybrook HEALTH SCIENCES CENTRE

Project Manager	HDR
Project Designer	HDR
Project Architect	HDR
Mechanical Engineer	HHA
Electrical Engineer	HHA
Interior Designer	HDR
Equipment Planner	HDR
Wayfinding	---
Drawn By	Author

MARK	DATE	DESCRIPTION
1	2026.08.19	Issued for Tender

Project Number	10428557
Original Issue	08/19/2026 -

Professional Certification

Sheet Name
INTERIOR FLOOR FINISH PLAN - SECURITY ROOM

Scale
As indicated

Sheet Number
I-102

Autodesk Docs://10428557_SHSC_sw25842_ED_Reno/10428557-A-SHSC-ED Reno.rvt
8/19/2026 10:33:56 AM